



INTERNATIONAL
TRADE
ADMINISTRATION

Charleston-North Charleston, SC Merchandise Exports in 2016

The Metropolitan Export Series is a product funded and developed by the International Trade Administration using data from the U.S. Census Bureau. Merchandise export data are available for U.S. metropolitan areas beginning in 2005.

In 2016, Charleston was the
31st
largest exporter in the U.S.

Charleston Exports in 2016

- In 2016, goods exports from the Charleston area grew by 47% over the previous year.
- On average, exports from the Charleston area have increased by 19.4% annually over the past 10 years.

\$9.5 billion

Total Charleston goods export value in 2016



Goods Exports From Select Charleston Area Counties

County	Export Value
Charleston County	\$8.6 billion
Berkeley County	\$522 million
Dorchester County	\$422 million

Exports Sustain Charleston Area Businesses

- In 2014, 91% of Charleston goods exporters shipped manufactured products overseas.

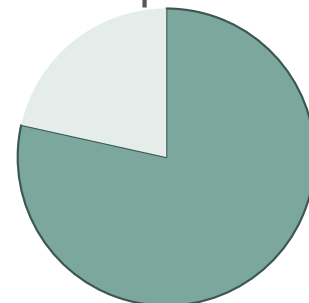
799

Number of Charleston exporters in 2014 (latest available)

627

Number of small and medium-sized goods exporters in Charleston in 2014

SMEs account for **78%** of Charleston goods exporters



Note: Exporter counts reflect the number of companies, not establishments, and are therefore not additive across industries and geographies



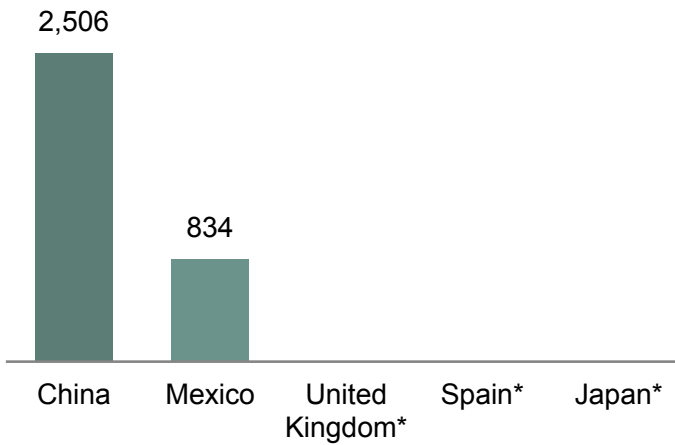
INTERNATIONAL
TRADE
ADMINISTRATION

Charleston-North Charleston, SC Merchandise Exports in 2016

Top Charleston Export Markets

- In 2016, China accounted for 26% of Charleston's total goods exports.

Top Charleston Area Export Markets Millions of dollars



* Value Suppressed

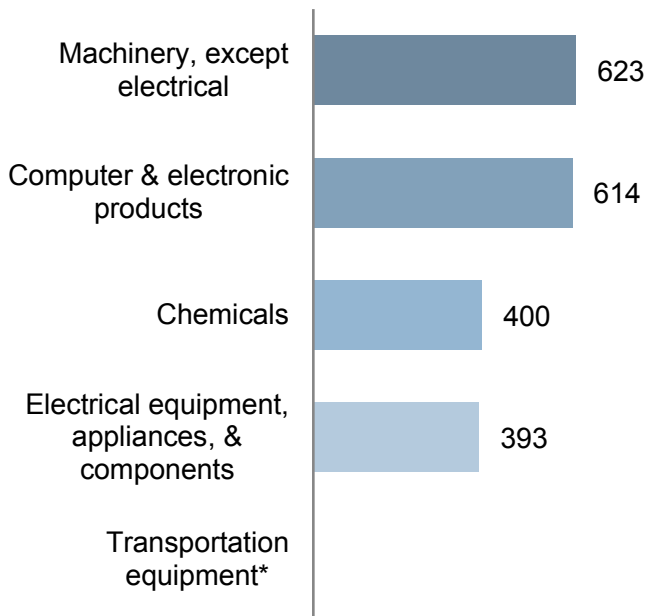
In addition to these top markets, Charleston is also a major exporter to:

- Colombia value suppressed
- Chile value suppressed
- Norway value suppressed
- Vietnam value suppressed

Top Charleston Export Sectors

- Machinery, except electrical accounted for 7% of the area's goods exports in 2016.

Top Charleston Export Sectors Millions of dollars



* Value Suppressed

Charleston is also a major exporter of:

- Paper
- Forestry & logging
- Fishing, hunting, & trapping

Source Notes

Data year: 2016 **Last updated:** October 2017

Prepared by the Office of Trade and Economic Analysis, International Trade Administration, U.S. Department of Commerce.

For additional information and to view the complete data series and methodology, visit www.trade.gov/metrodata.

Exporter data available on <http://tse.export.gov/edb>.