



INTERNATIONAL  
**TRADE**  
ADMINISTRATION

# Bridgeport-Stamford-Norwalk, CT Merchandise Exports in 2016

*The Metropolitan Export Series is a product funded and developed by the International Trade Administration using data from the U.S. Census Bureau. Merchandise export data are available for U.S. metropolitan areas beginning in 2005.*

In 2016, Bridgeport was the  
**37th**  
largest exporter in the U.S.

## Bridgeport Exports in 2016

- Goods exports from the Bridgeport area have increased \$1.9 billion since 2006.
- On average, exports from the Bridgeport area have increased by 2.6% annually over the past 10 years.

**\$8.6 billion**

**Total Bridgeport goods export value in 2016**



## Goods Exports From Select Bridgeport Area Counties

County	Export Value
Fairfield County	\$8.6 billion

## Exports Sustain Bridgeport Area Businesses

- In 2014, 94% of Bridgeport goods exporters shipped manufactured products overseas.

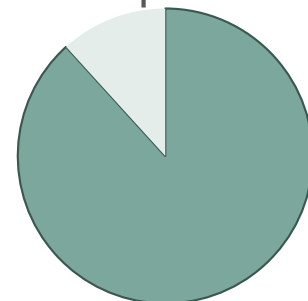
**1,576**

**Number of Bridgeport exporters in 2014 (latest available)**

**1,391**

Number of small and medium-sized goods exporters in Bridgeport in 2014

SMEs account for **88%** of Bridgeport goods exporters



*Note: Exporter counts reflect the number of companies, not establishments, and are therefore not additive across industries and geographies*



INTERNATIONAL  
**TRADE**  
ADMINISTRATION

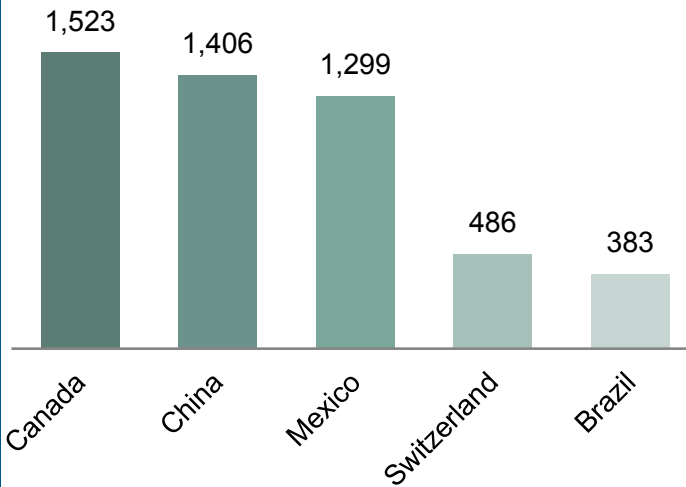
# Bridgeport-Stamford-Norwalk, CT Merchandise Exports in 2016

## Top Bridgeport Export Markets

- In 2016, Canada was Bridgeport's top foreign market, accounting for 18% of its total goods exports.

## Top Bridgeport Area Export Markets

Millions of dollars



In addition to these top markets, Bridgeport is also a major exporter to:

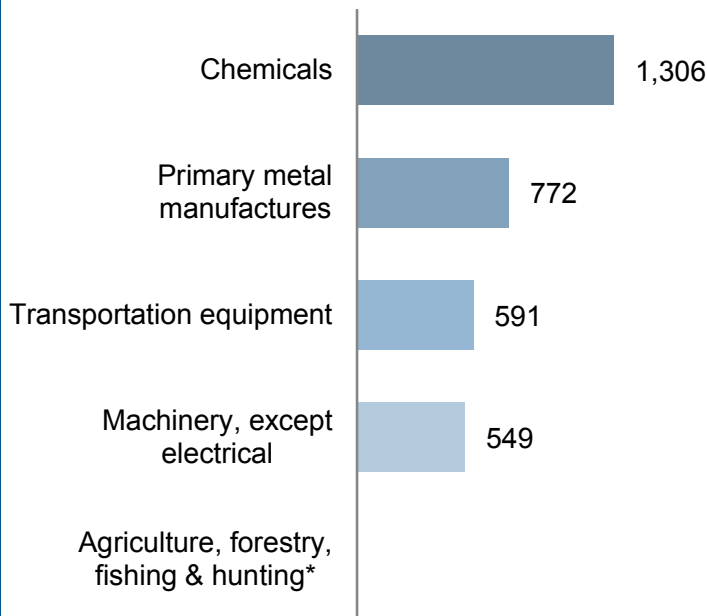
Egypt \$83 million

## Top Bridgeport Export Sectors

- Chemicals accounted for 15% of the area's goods exports in 2016.

## Top Bridgeport Export Sectors

Millions of dollars



Bridgeport is also a major exporter of:

- Miscellaneous manufactures
- Petroleum & coal products
- Mining (except oil & gas)
- Fabricated metal products

## Source Notes

Data year: 2016 Last updated: October 2017

Prepared by the Office of Trade and Economic Analysis, International Trade Administration, U.S. Department of Commerce.

For additional information and to view the complete data series and methodology, visit [www.trade.gov/metrodata](http://www.trade.gov/metrodata).

Exporter data available on <http://tse.export.gov/edb>.