



INTERNATIONAL
TRADE
ADMINISTRATION

Boston-Cambridge-Newton, MA-NH Merchandise Exports in 2016

The Metropolitan Export Series is a product funded and developed by the International Trade Administration using data from the U.S. Census Bureau. Merchandise export data are available for U.S. metropolitan areas beginning in 2005.

In 2016, Boston was the
15th
largest exporter in the U.S.

Boston Exports in 2016

\$21.2 billion Total Boston goods export value in 2016



Goods Exports From Select Boston Area Counties

County	Export Value
Middlesex County	\$8.5 billion
Essex County	\$5.1 billion
Norfolk County	\$3.4 billion
Rockingham County	\$1.4 billion
Plymouth County	\$1.4 billion

Exports Sustain Boston Area Businesses

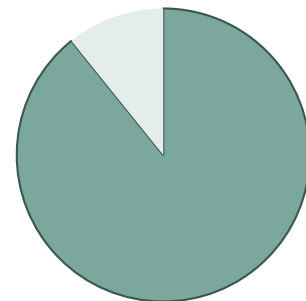
- In 2014, 92% of Boston goods exporters shipped manufactured products overseas.

7,250 Number of Boston exporters in 2014 (latest available)

6,468

Number of small and medium-sized goods exporters in Boston in 2014

SMEs account for **89%** of Boston goods exporters



Note: Exporter counts reflect the number of companies, not establishments, and are therefore not additive across industries and geographies



INTERNATIONAL
TRADE
ADMINISTRATION

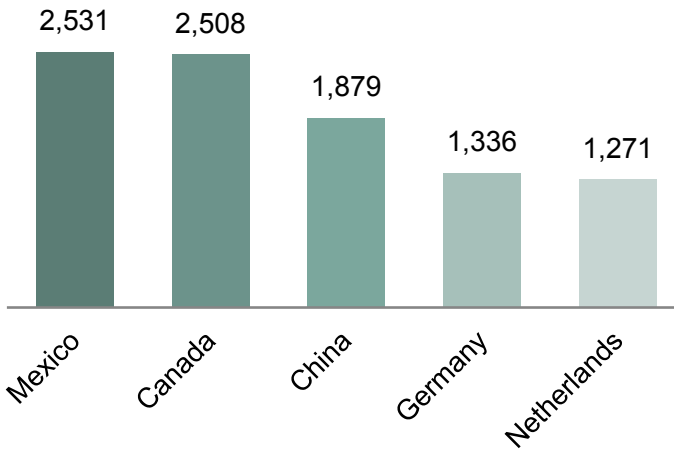
Boston-Cambridge-Newton, MA-NH Merchandise Exports in 2016

Top Boston Export Markets

- In 2016, Mexico was Boston's top foreign market, accounting for 12% of its total goods exports.

Top Boston Area Export Markets

Millions of dollars



In addition to these top markets, Boston is also a major exporter to:

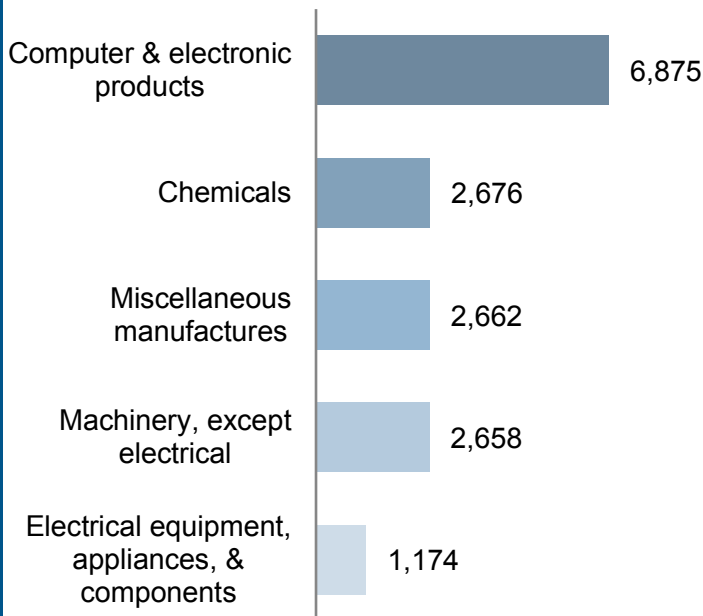
- South Korea \$922 million
- Ireland \$921 million
- Taiwan \$622 million
- Italy \$397 million
- Switzerland \$308 million

Top Boston Export Sectors

- Computer & electronic products accounted for 32% of the area's goods exports in 2016.

Top Boston Export Sectors

Millions of dollars



Boston is also a major exporter of:

- Transportation equipment
- Processed foods
- Paper
- Plastics & rubber products

Source Notes

Data year: 2016 **Last updated:** October 2017

Prepared by the Office of Trade and Economic Analysis, International Trade Administration, U.S. Department of Commerce.

For additional information and to view the complete data series and methodology, visit www.trade.gov/metrodata.

Exporter data available on <http://tse.export.gov/edb>.