



INTERNATIONAL
TRADE
ADMINISTRATION

Baton Rouge, LA Merchandise Exports in 2016

The Metropolitan Export Series is a product funded and developed by the International Trade Administration using data from the U.S. Census Bureau. Merchandise export data are available for U.S. metropolitan areas beginning in 2005.

In 2016, Baton Rouge was the

46th

largest exporter in the U.S.

Baton Rouge Exports in 2016

- In 2016, goods exports from the Baton Rouge area grew by 1% over the previous year.
- On average, exports from the Baton Rouge area have increased by 8.4% annually over the past 10 years.

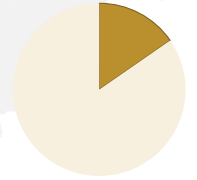
\$6.6 billion

Total Baton Rouge goods export value in 2016

Baton Rouge area export growth since 2006

124%

Exports from Baton Rouge accounted for 15% of total Louisiana goods exports



Goods Exports From Select Baton Rouge Area Counties

County	Export Value
Ascension Parish	\$1.7 billion
Iberville Parish	\$1.1 billion
West Baton Rouge Parish	\$762 million
Livingston Parish	\$41 million
West Feliciana Parish	\$5 million

Exports Sustain Baton Rouge Area Businesses

- In 2014, 94% of Baton Rouge goods exporters shipped manufactured products overseas.

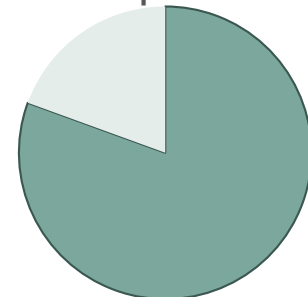
581

Number of Baton Rouge exporters in 2014 (latest available)

468

Number of small and medium-sized goods exporters in Baton Rouge in 2014

SMEs account for **81%** of Baton Rouge goods exporters



Note: Exporter counts reflect the number of companies, not establishments, and are therefore not additive across industries and geographies



INTERNATIONAL
TRADE
ADMINISTRATION

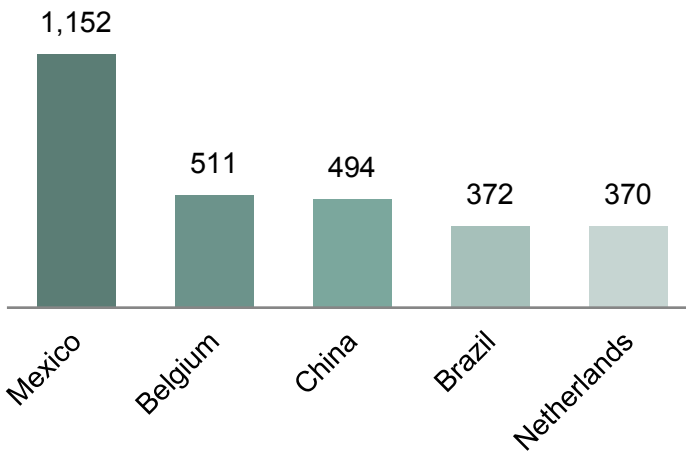
Baton Rouge, LA Merchandise Exports in 2016

Top Baton Rouge Export Markets

- In 2016, Mexico was Baton Rouge's top foreign market, accounting for 18% of its total goods exports.

Top Baton Rouge Area Export Markets

Millions of dollars



In addition to these top markets, Baton Rouge is also a major exporter to:

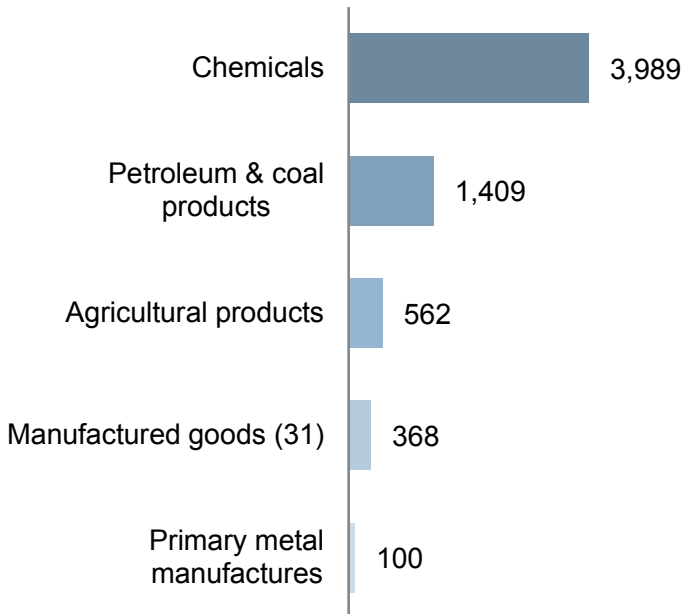
Colombia \$219 million
Venezuela \$88 million
Egypt \$77 million

Top Baton Rouge Export Sectors

- Chemicals accounted for 61% of the area's goods exports in 2016.

Top Baton Rouge Export Sectors

Millions of dollars



Baton Rouge is also a major exporter of:

- Mining (except oil & gas)
- Processed foods

Source Notes

Data year: 2016 **Last updated:** October 2017

Prepared by the Office of Trade and Economic Analysis, International Trade Administration, U.S. Department of Commerce.

For additional information and to view the complete data series and methodology, visit www.trade.gov/metrodata.

Exporter data available on <http://tse.export.gov/edb>.