



INTERNATIONAL  
**TRADE**  
ADMINISTRATION

# Austin-Round Rock, TX Merchandise Exports in 2016

*The Metropolitan Export Series is a product funded and developed by the International Trade Administration using data from the U.S. Census Bureau. Merchandise export data are available for U.S. metropolitan areas beginning in 2005.*

In 2016, Austin was the  
**26th**  
largest exporter in the U.S.

## Austin Exports in 2016

- In 2016, goods exports from the Austin area grew by 6% over the previous year.
- On average, exports from the Austin area have increased by 2.7% annually over the past 10 years.

**\$10.7 billion** Total Austin goods export value in 2016



### Goods Exports From Select Austin Area Counties

| County            | Export Value  |
|-------------------|---------------|
| Travis County     | \$9.8 billion |
| Williamson County | \$543 million |
| Hays County       | \$194 million |
| Bastrop County    | \$118 million |
| Caldwell County   | \$5 million   |

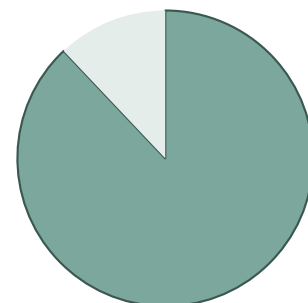
## Exports Sustain Austin Area Businesses

- In 2014, 94% of Austin goods exporters shipped manufactured products overseas.

**2,106** Number of Austin exporters in 2014 (latest available)

**1,852**  
Number of small and medium-sized goods exporters in Austin in 2014

SMEs account for **88%** of Austin goods exporters



*Note: Exporter counts reflect the number of companies, not establishments, and are therefore not additive across industries and geographies*



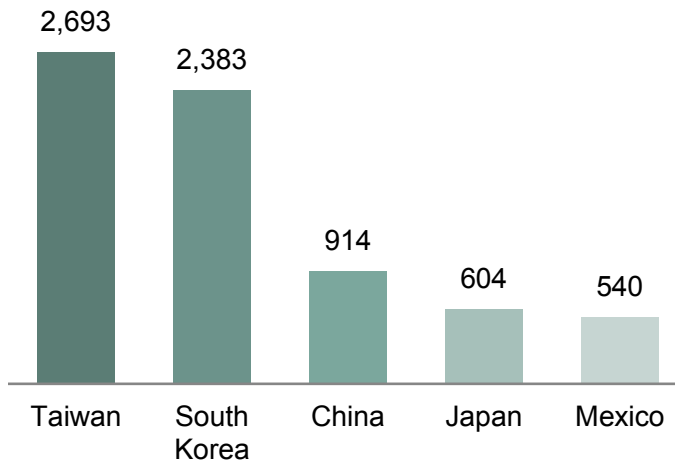
INTERNATIONAL  
**TRADE**  
ADMINISTRATION

# Austin-Round Rock, TX Merchandise Exports in 2016

## Top Austin Export Markets

- In 2016, Taiwan was Austin's top foreign market, accounting for 25% of its total goods exports.

## Top Austin Area Export Markets Millions of dollars



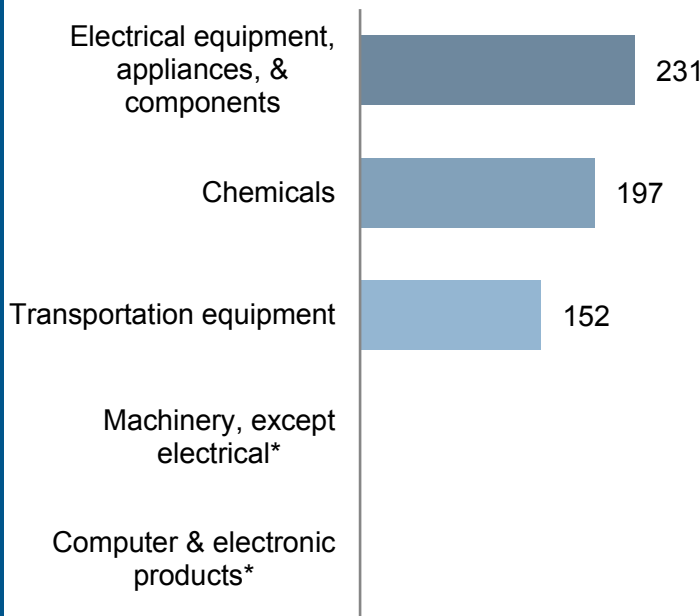
In addition to these top markets, Austin is also a major exporter to:

Malaysia \$432 million  
Thailand value suppressed

## Top Austin Export Sectors

- Electrical equipment, appliances, & components accounted for 2% of the area's goods exports in 2016.

## Top Austin Export Sectors Millions of dollars



\* Value Suppressed

Austin is also a major exporter of:

- Nonmetallic mineral products

## Source Notes

**Data year:** 2016 **Last updated:** October 2017

Prepared by the Office of Trade and Economic Analysis, International Trade Administration, U.S. Department of Commerce.

For additional information and to view the complete data series and methodology, visit [www.trade.gov/metrodata](http://www.trade.gov/metrodata).

Exporter data available on <http://tse.export.gov/edb>.