



INTERNATIONAL  
**TRADE**  
ADMINISTRATION

# Wyoming Exports, Jobs, & Foreign Investment

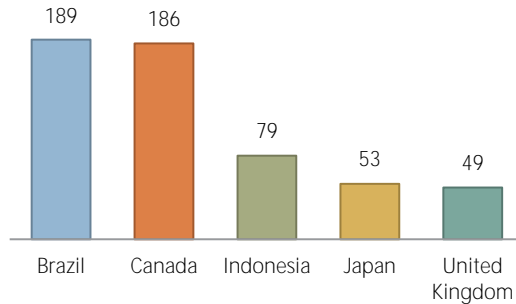
## Wyoming Depends on World Markets

- Exports from Wyoming helped contribute to the \$2.21 trillion of U.S. goods and services exports in 2016.

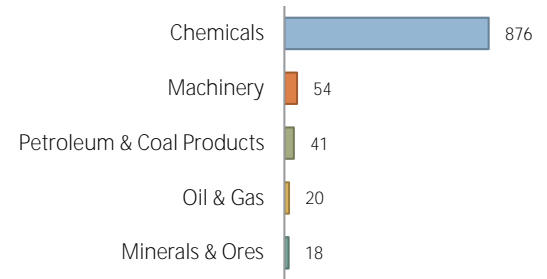
# \$1.1 billion

## Wyoming goods exports in 2016

Wyoming's Top 5 Export Markets (Millions of U.S. Dollars)



Wyoming's Top 5 Export Categories (Millions of U.S. Dollars)

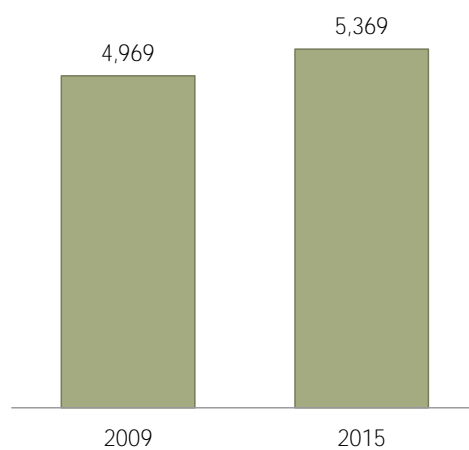


## Exports Support Jobs

- Nationally, U.S. jobs supported by exports reached an estimated 11.5 million in 2015, up 1.9 million from 2009.

## Jobs Supported by Wyoming Goods Exports

Up by 400 Jobs Since 2009



# 5,369

## U.S. jobs supported by goods exports from Wyoming in 2015

**91%** of these jobs were supported by manufactured goods exports

## Exports Sustain Hundreds of Wyoming Businesses

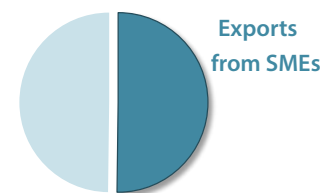
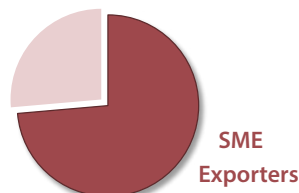
- A total of 489 companies exported from Wyoming locations in 2014.

# 360

## Number of small and medium-sized (SME) goods exporters in Wyoming in 2014

SMEs account for **74%** of Wyoming goods exporters

...and **50%** of known Wyoming goods export value





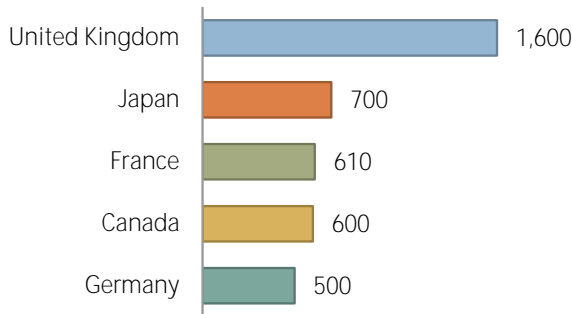
# Wyoming Exports, Jobs, & Foreign Investment

## Foreign Investment & Jobs in Wyoming

- In 2014, foreign-owned companies employed 8,400 Wyoming workers

### Wyoming Employment in Foreign-Owned Companies

Number of Employees by Country of UBO



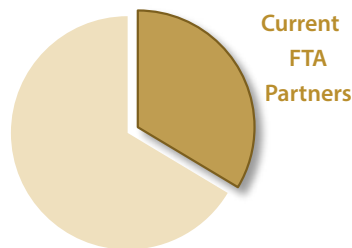
**3.8%**

Share of Wyoming private-industry employment at foreign-owned firms

## Free Trade Agreements

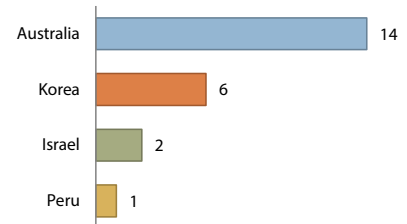
- The U.S. currently has 14 free trade agreements in force with 20 countries.
- Wyoming's exports to U.S. FTA partners totaled \$370.9 million in 2016.

In 2016, exports to FTA markets accounted for **34%** of Wyoming exports



Since 2006, exports from Wyoming have grown to several FTA markets

Top Dollar Growth, 2006-16  
(Millions of U.S. Dollars)



## Wyoming's Metropolitan Exports

- Casper is the 368th largest metro area reporting exports nationwide.

Metro Area	2015 Goods Export Value	Share of State Exports
Casper	\$44 million	17.7%
Cheyenne	\$31 million	12.6%

Prepared by the Office of Trade and Economic Analysis, International Trade Administration, U.S. Department of Commerce.

For more resources please see [www.trade.gov/mas/ian](http://www.trade.gov/mas/ian). Sources include resources from the U.S. Department of Commerce's International Trade Administration, Bureau of the Census, and Bureau of Economic Analysis.