



INTERNATIONAL
TRADE
ADMINISTRATION

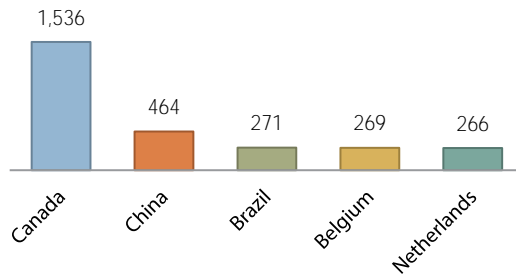
West Virginia Exports, Jobs, & Foreign Investment

West Virginia Depends on World Markets

- Exports from West Virginia helped contribute to the \$2.21 trillion of U.S. goods and services exports in 2016.

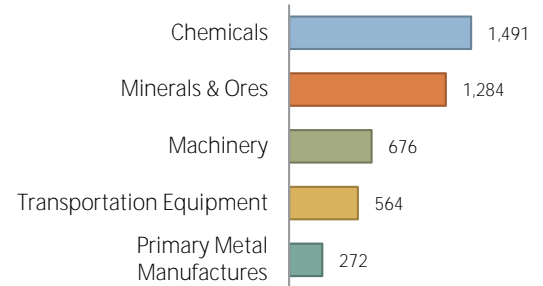
\$5.0 billion

West Virginia's Top 5 Export Markets (Millions of U.S. Dollars)



West Virginia goods exports in 2016

West Virginia's Top 5 Export Categories (Millions of U.S. Dollars)

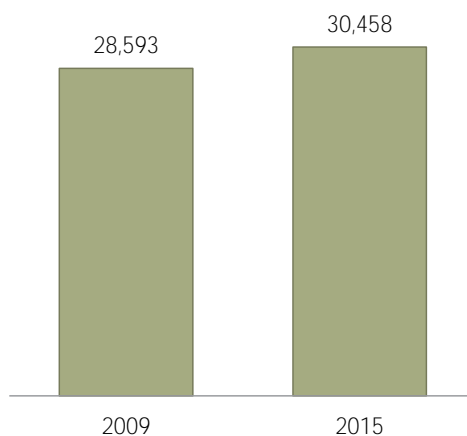


Exports Support Jobs

- Nationally, U.S. jobs supported by exports reached an estimated 11.5 million in 2015, up 1.9 million from 2009.

Jobs Supported by West Virginia Goods Exports

Up by 2 Thousand Jobs Since 2009



30,458

U.S. jobs supported by goods exports from West Virginia in 2015

64% of these jobs were supported by manufactured goods exports

Exports Sustain Thousands of West Virginia Businesses

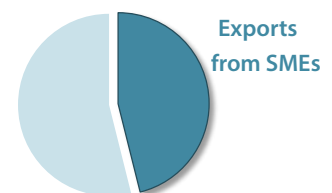
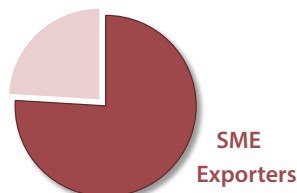
- A total of 1,098 companies exported from West Virginia locations in 2014.

834

Number of small and medium-sized (SME) goods exporters in West Virginia in 2014

SMEs account for **76%** of West Virginia goods exporters

...and **46%** of known West Virginia goods export value





INTERNATIONAL
TRADE
ADMINISTRATION

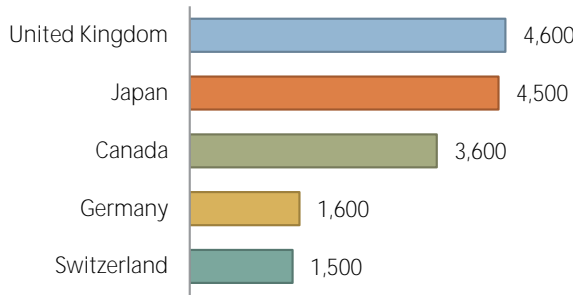
West Virginia Exports, Jobs, & Foreign Investment

Foreign Investment & Jobs in West Virginia

- In 2014, foreign-owned companies employed 29,000 West Virginia workers

West Virginia Employment in Foreign-Owned Companies

Number of Employees by Country of UBO



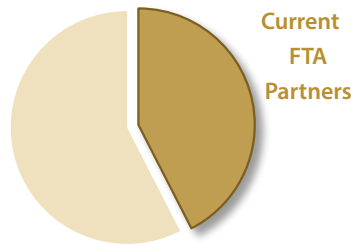
5.0%

Share of West Virginia private-industry employment at foreign-owned firms

Free Trade Agreements

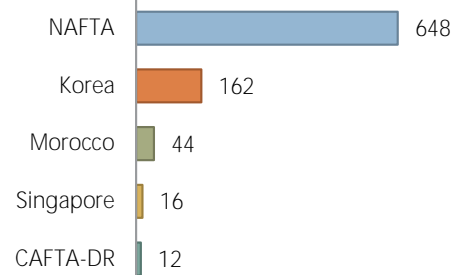
- The U.S. currently has 14 free trade agreements in force with 20 countries.
- West Virginia's exports to U.S. FTA partners totaled \$2.1 billion in 2016.

In 2016, exports to FTA markets accounted for **42%** of West Virginia exports



Since 2006, exports from West Virginia to FTA markets have grown by **70%**

Top Dollar Growth, 2006-16 (Millions of U.S. Dollars)



West Virginia's Metropolitan Exports

- Huntington-Ashland is the 114th largest metro area reporting exports nationwide.

Metro Area	2015 Goods Export Value	Share of State Exports
Huntington-Ashland	\$1.6 billion	*
Parkersburg-Vienna	\$790 million	19.5%
Charleston	\$417 million	10.3%
Winchester	\$291 million	*
Hagerstown-Martinsburg	\$188 million	*
Weirton-Steubenville	\$153 million	*
Wheeling	\$118 million	*
Morgantown	\$72 million	1.8%
Beckley	\$37 million	0.9%

*Share of state exports unavailable for MSAs that cross state lines

Prepared by the Office of Trade and Economic Analysis, International Trade Administration, U.S. Department of Commerce.

For more resources please see www.trade.gov/mas/ian. Sources include resources from the U.S. Department of Commerce's International Trade Administration, Bureau of the Census, and Bureau of Economic Analysis.