



INTERNATIONAL
TRADE
ADMINISTRATION

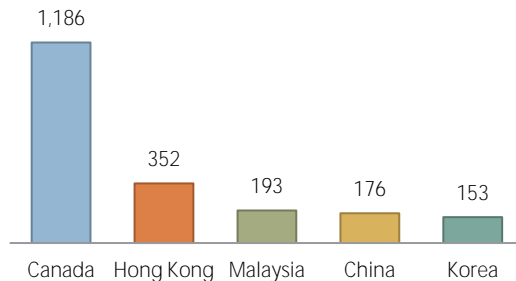
Vermont Exports, Jobs, & Foreign Investment

Vermont Depends on World Markets

- Exports from Vermont helped contribute to the \$2.21 trillion of U.S. goods and services exports in 2016.

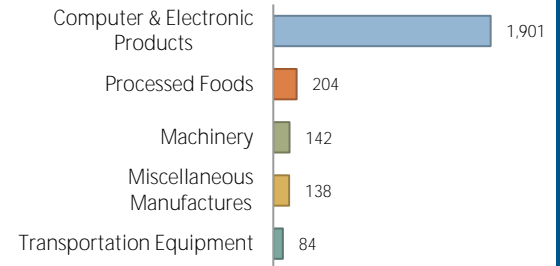
\$3.0 billion

Vermont's Top 5 Export Markets
(Millions of U.S. Dollars)



Vermont goods exports in 2016

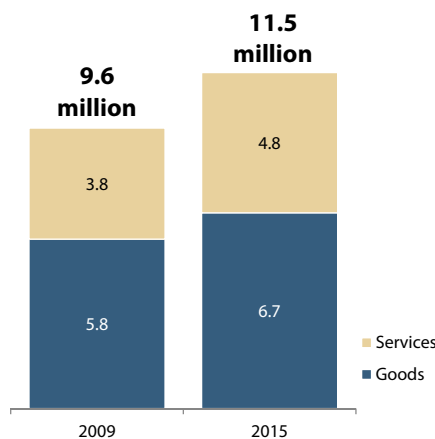
Vermont's Top 5 Export Categories
(Millions of U.S. Dollars)



Exports Support Jobs

- Nationally, U.S. jobs supported by exports reached an estimated 11.5 million in 2015, up 1.9 million from 2009.

Jobs Supported by Total U.S. Exports Up by 1.9 Million Jobs Since 2009



12,698

U.S. jobs supported by goods exports from Vermont in 2015

97% of these jobs were supported by manufactured goods exports

Exports Sustain Thousands of Vermont Businesses

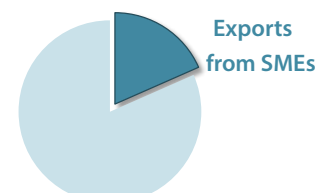
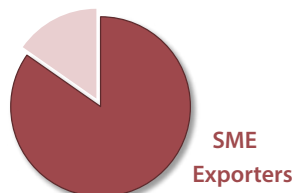
- A total of 1,282 companies exported from Vermont locations in 2014.

1,086

Number of small and medium-sized (SME) goods exporters in Vermont in 2014

SMEs account for **85%** of Vermont goods exporters

...and **18%** of known Vermont goods export value





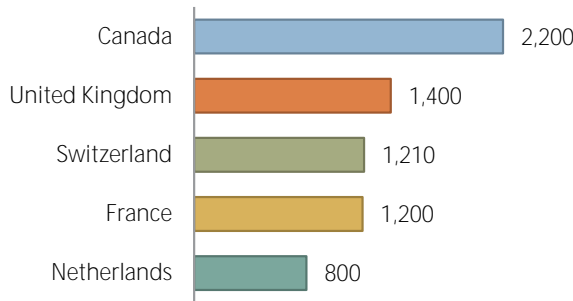
Vermont Exports, Jobs, & Foreign Investment

Foreign Investment & Jobs in Vermont

- In 2014, foreign-owned companies employed 11,600 Vermont workers

Vermont Employment in Foreign-Owned Companies

Number of Employees by Country of UBO



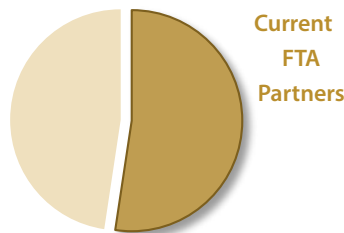
4.5%

Share of Vermont private-industry employment at foreign-owned firms

Free Trade Agreements

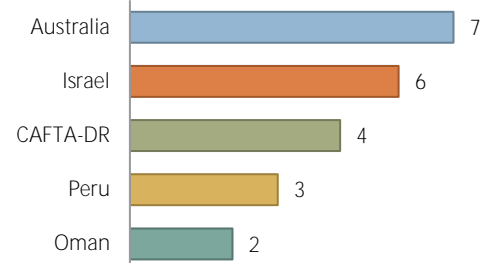
- The U.S. currently has 14 free trade agreements in force with 20 countries.
- Vermont's exports to U.S. FTA partners totaled \$1.6 billion in 2016.

In 2016, exports to FTA markets accounted for **52%** of Vermont exports



Since 2006, exports from Vermont have grown to several FTA markets

Top Dollar Growth, 2006-16
(Millions of U.S. Dollars)



Vermont's Metropolitan Exports

- Burlington-South Burlington is the 94th largest metro area reporting exports nationwide.

Metro Area	2015 Goods Export Value	Share of State Exports
Burlington-South Burlington	\$2.1 billion	78.1%

Prepared by the Office of Trade and Economic Analysis, International Trade Administration, U.S. Department of Commerce.

For more resources please see www.trade.gov/mas/ian. Sources include resources from the U.S. Department of Commerce's International Trade Administration, Bureau of the Census, and Bureau of Economic Analysis.