



INTERNATIONAL
TRADE
ADMINISTRATION

South Carolina Exports, Jobs, & Foreign Investment

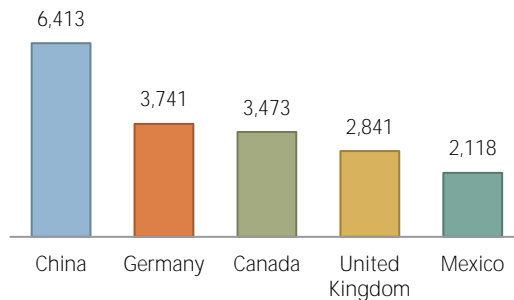
South Carolina Depends on World Markets

- Exports from South Carolina helped contribute to the \$2.21 trillion of U.S. goods and services exports in 2016.

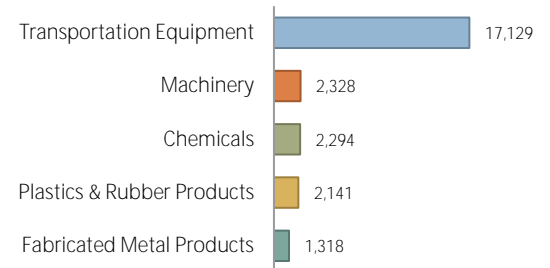
\$31.3 billion

South Carolina goods exports in 2016

South Carolina's Top 5 Export Markets (Millions of U.S. Dollars)



South Carolina's Top 5 Export Categories (Millions of U.S. Dollars)

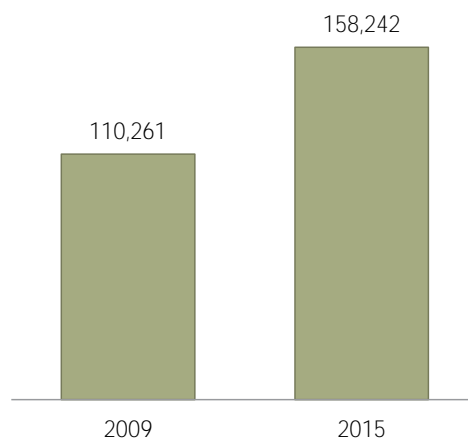


Exports Support Jobs

- Nationally, U.S. jobs supported by exports reached an estimated 11.5 million in 2015, up 1.9 million from 2009.

Jobs Supported by South Carolina Goods Exports

Up by 48 Thousand Jobs Since 2009



158,242

U.S. jobs supported by goods exports from South Carolina in 2015

98% of these jobs were supported by manufactured goods exports

Exports Sustain Thousands of South Carolina Businesses

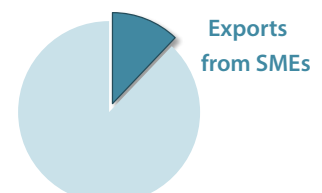
- A total of 6,162 companies exported from South Carolina locations in 2014.

5,240

Number of small and medium-sized (SME) goods exporters in South Carolina in 2014

SMEs account for **85%** of South Carolina goods exporters

...and **12%** of known South Carolina goods export value





INTERNATIONAL
TRADE
ADMINISTRATION

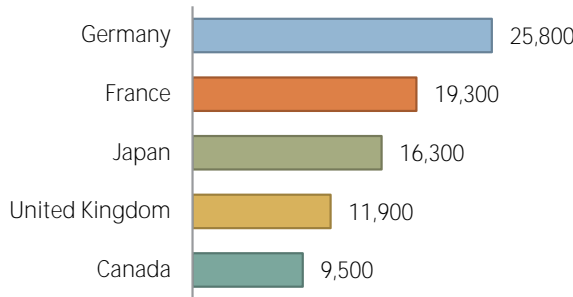
South Carolina Exports, Jobs, & Foreign Investment

Foreign Investment & Jobs in South Carolina

- In 2014, foreign-owned companies employed 131,900 South Carolina workers

South Carolina Employment in Foreign-Owned Companies

Number of Employees by Country of UBO



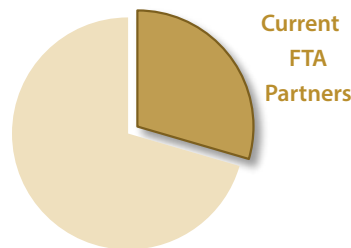
8.2%

Share of South Carolina private-industry employment at foreign-owned firms

Free Trade Agreements

- The U.S. currently has 14 free trade agreements in force with 20 countries.
- South Carolina's exports to U.S. FTA partners totaled \$9.2 billion in 2016.

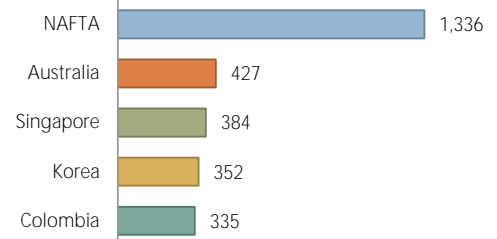
In 2016, exports to FTA markets accounted for **30%** of South Carolina exports



Since 2006, exports from South Carolina to FTA markets have grown by

61%

Top Dollar Growth, 2006-16
(Millions of U.S. Dollars)



South Carolina's Metropolitan Exports

- Greenville-Anderson-Mauldin is the 22nd largest metro area reporting exports nationwide.

Metro Area	2015 Goods Export Value	Share of State Exports
Greenville-Anderson-Mauldin	\$14.9 billion	48.5%
Charlotte-Concord-Gastonia	\$14.0 billion	*
Charleston-North Charleston	\$6.5 billion	21.0%
Spartanburg	\$2.0 billion	6.6%
Columbia	\$2.0 billion	6.5%
Augusta-Richmond County	\$1.2 billion	*
Florence	\$697 million	2.3%
Myrtle Beach-Conway-North Myrtle Beach	\$331 million	*
Sumter	\$174 million	0.6%

*Share of state exports unavailable for MSAs that cross state lines

Prepared by the Office of Trade and Economic Analysis, International Trade Administration, U.S. Department of Commerce.

For more resources please see www.trade.gov/mas/ian. Sources include resources from the U.S. Department of Commerce's International Trade Administration, Bureau of the Census, and Bureau of Economic Analysis.