



INTERNATIONAL  
**TRADE**  
ADMINISTRATION

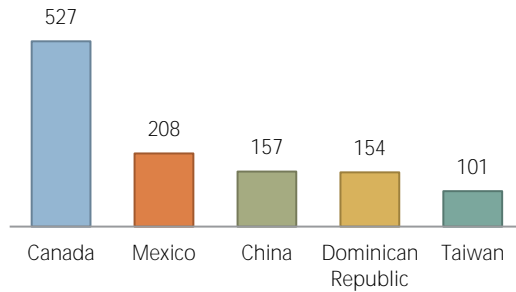
# Rhode Island Exports, Jobs, & Foreign Investment

## Rhode Island Depends on World Markets

- Exports from Rhode Island helped contribute to the \$2.21 trillion of U.S. goods and services exports in 2016.

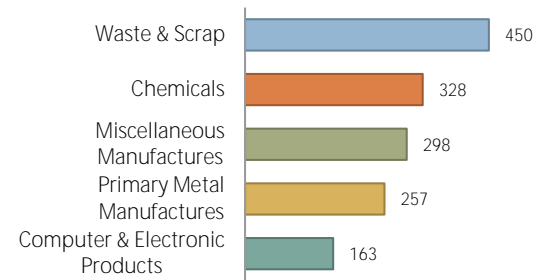
# \$2.3 billion

Rhode Island's Top 5 Export Markets  
(Millions of U.S. Dollars)



## Rhode Island goods exports in 2016

Rhode Island's Top 5 Export Categories  
(Millions of U.S. Dollars)

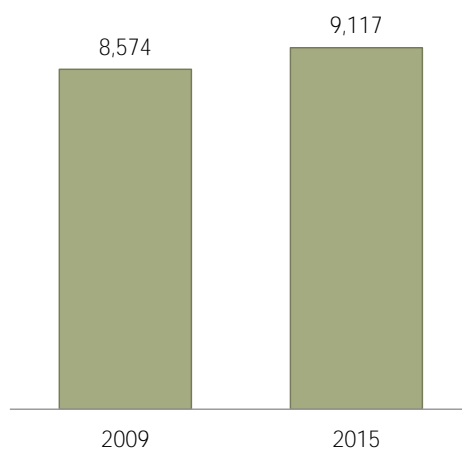


## Exports Support Jobs

- Nationally, U.S. jobs supported by exports reached an estimated 11.5 million in 2015, up 1.9 million from 2009.

## Jobs Supported by Rhode Island Goods Exports

Up by 500 Jobs Since 2009



# 9,117

U.S. jobs supported by goods exports from Rhode Island in 2015

**81%** of these jobs were supported by manufactured goods exports

## Exports Sustain Thousands of Rhode Island Businesses

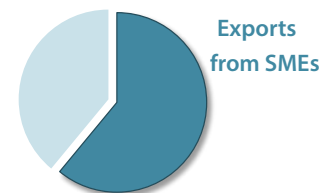
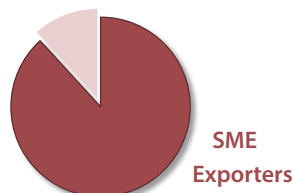
- A total of 1,849 companies exported from Rhode Island locations in 2014.

# 1,631

Number of small and medium-sized (SME) goods exporters in Rhode Island in 2014

SMEs account for **88%** of Rhode Island goods exporters

...and **61%** of known Rhode Island goods export value





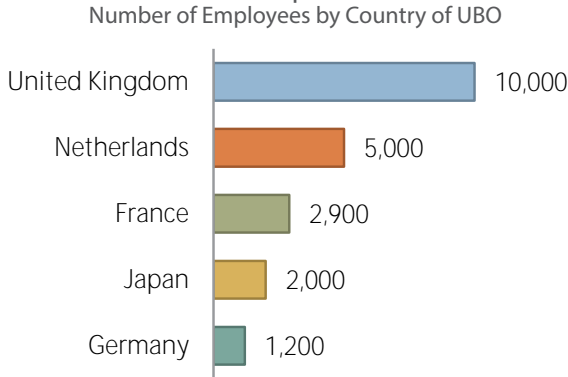
INTERNATIONAL  
**TRADE**  
ADMINISTRATION

# Rhode Island Exports, Jobs, & Foreign Investment

## Foreign Investment & Jobs in Rhode Island

- In 2014, foreign-owned companies employed 29,700 Rhode Island workers

### Rhode Island Employment in Foreign-Owned Companies



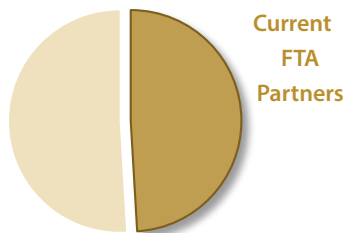
**7.1%**

Share of Rhode Island private-industry employment at foreign-owned firms

## Free Trade Agreements

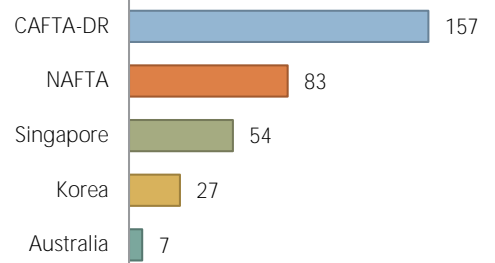
- The U.S. currently has 14 free trade agreements in force with 20 countries.
- Rhode Island's exports to U.S. FTA partners totaled \$1.1 billion in 2016.

In 2016, exports to FTA markets accounted for **49%** of Rhode Island exports



Since 2006, exports from Rhode Island to FTA markets have grown by **44%**

### Top Dollar Growth, 2006-16 (Millions of U.S. Dollars)



## Rhode Island's Metropolitan Exports

- Providence-Warwick is the 55th largest metro area reporting exports nationwide.

Metro Area	2015 Goods Export Value	Share of State Exports
Providence-Warwick	\$5.0 billion	*

\*Share of state exports unavailable for MSAs that cross state lines

Prepared by the Office of Trade and Economic Analysis, International Trade Administration, U.S. Department of Commerce.

For more resources please see [www.trade.gov/mas/ian](http://www.trade.gov/mas/ian). Sources include resources from the U.S. Department of Commerce's International Trade Administration, Bureau of the Census, and Bureau of Economic Analysis.