



INTERNATIONAL
TRADE
ADMINISTRATION

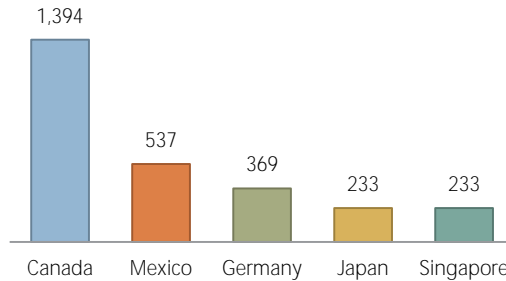
Oklahoma Exports, Jobs, & Foreign Investment

Oklahoma Depends on World Markets

- Exports from Oklahoma helped contribute to the \$2.21 trillion of U.S. goods and services exports in 2016.

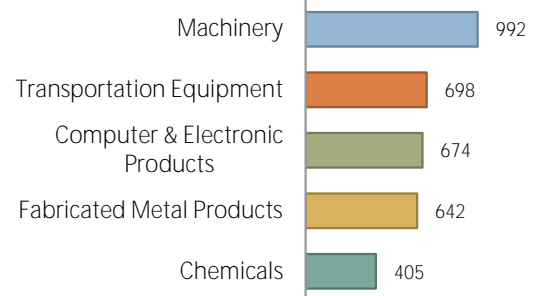
\$5.0 billion

Oklahoma's Top 5 Export Markets
(Millions of U.S. Dollars)



Oklahoma goods exports in 2016

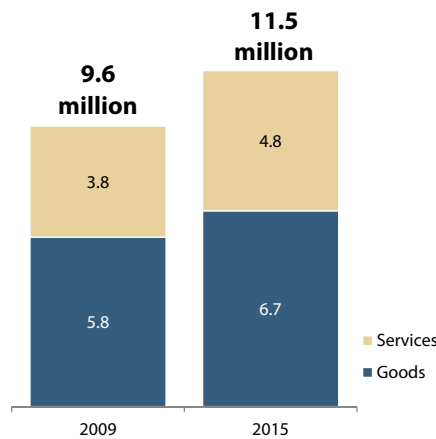
Oklahoma's Top 5 Export Categories
(Millions of U.S. Dollars)



Exports Support Jobs

- Nationally, U.S. jobs supported by exports reached an estimated 11.5 million in 2015, up 1.9 million from 2009.

Jobs Supported by Total U.S. Exports Up by 1.9 Million Jobs Since 2009



28,530

U.S. jobs supported by goods exports from Oklahoma in 2015

92% of these jobs were supported by manufactured goods exports

Exports Sustain Thousands of Oklahoma Businesses

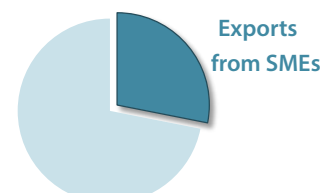
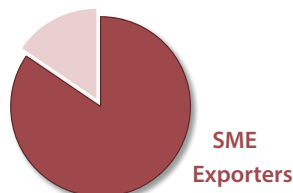
- A total of 3,288 companies exported from Oklahoma locations in 2014.

2,778

Number of small and medium-sized (SME) goods exporters in Oklahoma in 2014

SMEs account for **85%** of Oklahoma goods exporters

...and **28%** of known Oklahoma goods export value





INTERNATIONAL
TRADE
ADMINISTRATION

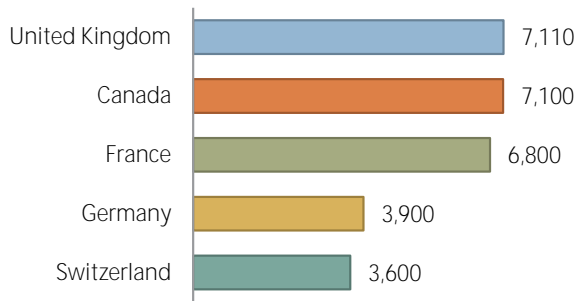
Oklahoma Exports, Jobs, & Foreign Investment

Foreign Investment & Jobs in Oklahoma

- In 2014, foreign-owned companies employed 49,700 Oklahoma workers

Oklahoma Employment in Foreign-Owned Companies

Number of Employees by Country of UBO



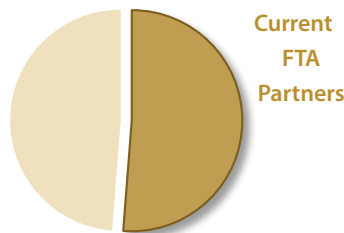
3.8%

Share of Oklahoma private-industry employment at foreign-owned firms

Free Trade Agreements

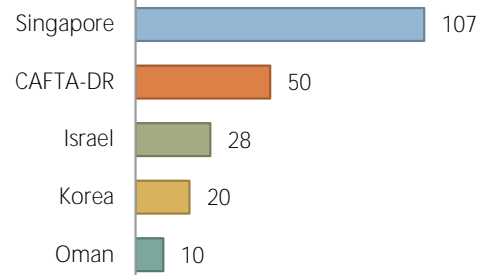
- The U.S. currently has 14 free trade agreements in force with 20 countries.
- Oklahoma's exports to U.S. FTA partners totaled \$2.6 billion in 2016.

In 2016, exports to FTA markets accounted for **51%** of Oklahoma exports



Since 2006, exports from Oklahoma have grown to several FTA markets

Top Dollar Growth, 2006-16 (Millions of U.S. Dollars)



Oklahoma's Metropolitan Exports

- Tulsa is the 82nd largest metro area reporting exports nationwide.

Metro Area	2015 Goods Export Value	Share of State Exports
Tulsa	\$2.7 billion	53.2%
Oklahoma City	\$1.4 billion	26.6%
Fort Smith	\$485 million	*
Lawton	\$17 million	0.3%

*Share of state exports unavailable for MSAs that cross state lines

Prepared by the Office of Trade and Economic Analysis, International Trade Administration, U.S. Department of Commerce.

For more resources please see www.trade.gov/mas/ian. Sources include resources from the U.S. Department of Commerce's International Trade Administration, Bureau of the Census, and Bureau of Economic Analysis.