



INTERNATIONAL
TRADE
ADMINISTRATION

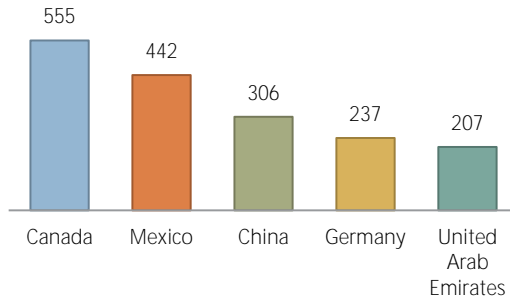
New Hampshire Exports, Jobs, & Foreign Investment

New Hampshire Depends on World Markets

- Exports from New Hampshire helped contribute to the \$2.21 trillion of U.S. goods and services exports in 2016.

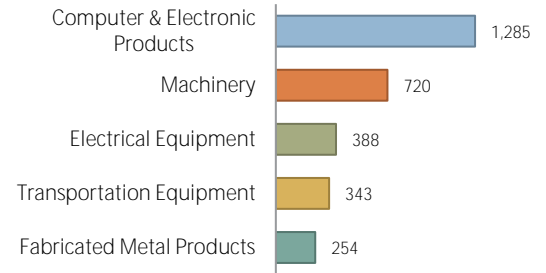
\$4.1 billion

New Hampshire's Top 5 Export Markets (Millions of U.S. Dollars)



New Hampshire goods exports in 2016

New Hampshire's Top 5 Export Categories (Millions of U.S. Dollars)

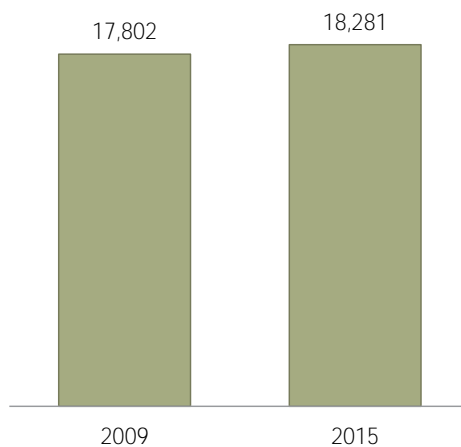


Exports Support Jobs

- Nationally, U.S. jobs supported by exports reached an estimated 11.5 million in 2015, up 1.9 million from 2009.

Jobs Supported by New Hampshire Goods Exports

Up by 500 Jobs Since 2009



18,281

U.S. jobs supported by goods exports from New Hampshire in 2015

95% of these jobs were supported by manufactured goods exports

Exports Sustain Thousands of New Hampshire Businesses

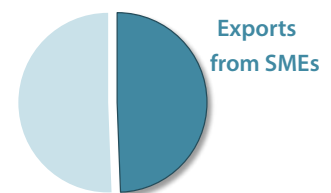
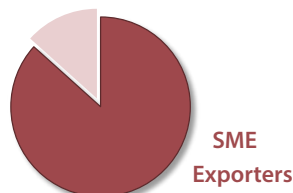
- A total of 2,734 companies exported from New Hampshire locations in 2014.

2,369

Number of small and medium-sized (SME) goods exporters in New Hampshire in 2014

SMEs account for **87%** of New Hampshire goods exporters

...and **49%** of known New Hampshire goods export value





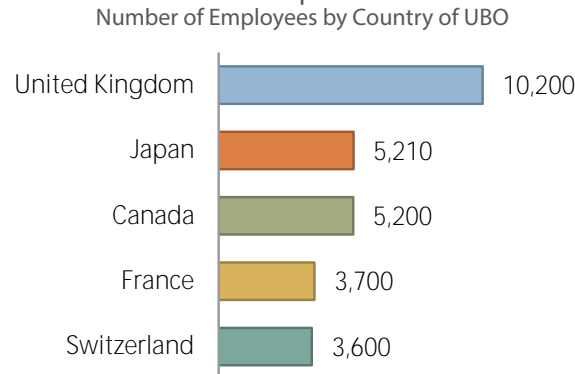
INTERNATIONAL
TRADE
ADMINISTRATION

New Hampshire Exports, Jobs, & Foreign Investment

Foreign Investment & Jobs in New Hampshire

- In 2014, foreign-owned companies employed 42,500 New Hampshire workers

New Hampshire Employment in Foreign-Owned Companies



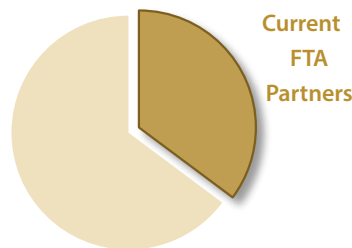
7.6%

Share of New Hampshire private-industry employment at foreign-owned firms

Free Trade Agreements

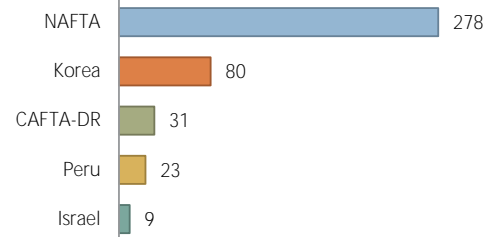
- The U.S. currently has 14 free trade agreements in force with 20 countries.
- New Hampshire's exports to U.S. FTA partners totaled \$1.5 billion in 2016.

In 2016, exports to FTA markets accounted for **35%** of New Hampshire exports



Since 2006, exports from New Hampshire to FTA markets have grown by **38%**

Top Dollar Growth, 2006-16 (Millions of U.S. Dollars)



New Hampshire's Metropolitan Exports

- Manchester-Nashua is the 115th largest metro area reporting exports nationwide.

Metro Area	2015 Goods Export Value	Share of State Exports
Manchester-Nashua	\$1.6 billion	36.9%

Prepared by the Office of Trade and Economic Analysis, International Trade Administration, U.S. Department of Commerce.

For more resources please see www.trade.gov/mas/ian. Sources include resources from the U.S. Department of Commerce's International Trade Administration, Bureau of the Census, and Bureau of Economic Analysis.