



INTERNATIONAL
TRADE
ADMINISTRATION

Minnesota Exports, Jobs, & Foreign Investment

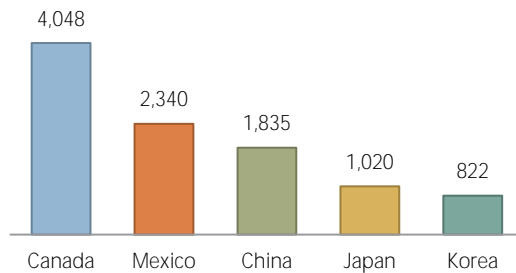
Minnesota Depends on World Markets

- Exports from Minnesota helped contribute to the \$2.21 trillion of U.S. goods and services exports in 2016.

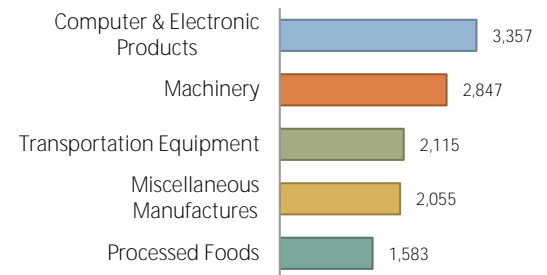
\$19.2 billion

Minnesota goods exports in 2016

Minnesota's Top 5 Export Markets (Millions of U.S. Dollars)



Minnesota's Top 5 Export Categories (Millions of U.S. Dollars)

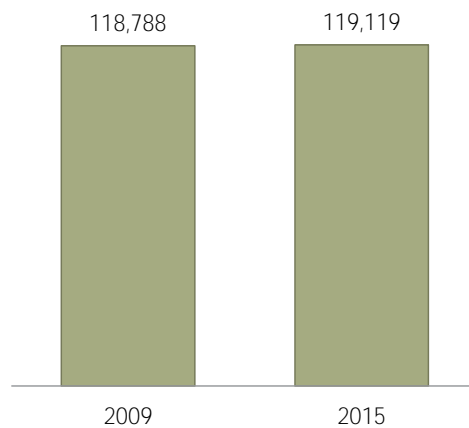


Exports Support Jobs

- Nationally, U.S. jobs supported by exports reached an estimated 11.5 million in 2015, up 1.9 million from 2009.

Jobs Supported by Minnesota Goods Exports

Up by 300 Jobs Since 2009



119,119

U.S. jobs supported by goods exports from Minnesota in 2015

79% of these jobs were supported by manufactured goods exports

Exports Sustain Thousands of Minnesota Businesses

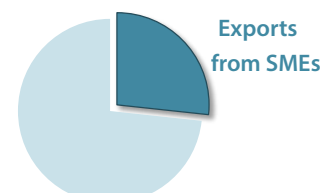
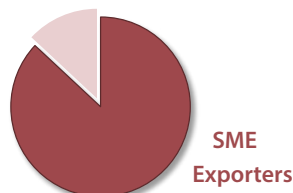
- A total of 8,628 companies exported from Minnesota locations in 2014.

7,502

Number of small and medium-sized (SME) goods exporters in Minnesota in 2014

SMEs account for **87%** of Minnesota goods exporters

...and **27%** of known Minnesota goods export value





INTERNATIONAL
TRADE
ADMINISTRATION

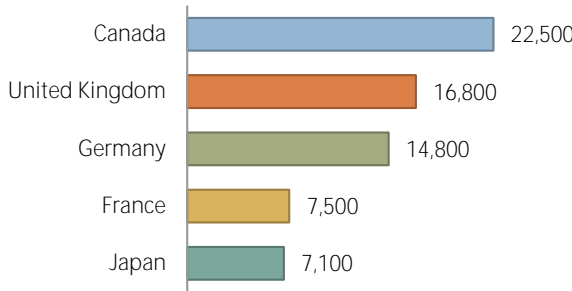
Minnesota Exports, Jobs, & Foreign Investment

Foreign Investment & Jobs in Minnesota

- In 2014, foreign-owned companies employed 106,100 Minnesota workers

Minnesota Employment in Foreign-Owned Companies

Number of Employees by Country of UBO



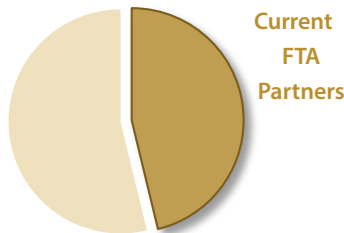
4.4%

Share of Minnesota private-industry employment at foreign-owned firms

Free Trade Agreements

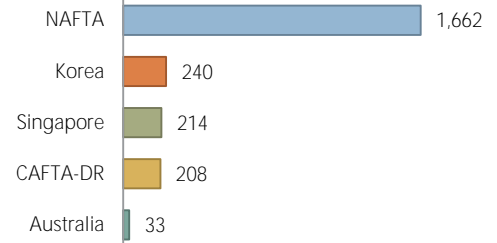
- The U.S. currently has 14 free trade agreements in force with 20 countries.
- Minnesota's exports to U.S. FTA partners totaled \$8.9 billion in 2016.

In 2016, exports to FTA markets accounted for **46%** of Minnesota exports



Since 2006, exports from Minnesota to FTA markets have grown by **37%**

Top Dollar Growth, 2006-16 (Millions of U.S. Dollars)



Minnesota's Metropolitan Exports

- Minneapolis-St. Paul-Bloomington is the 16th largest metro area reporting exports nationwide.

Metro Area	2015 Goods Export Value	Share of State Exports
Minneapolis-St. Paul-Bloomington	\$19.6 billion	*
La Crosse-Onalaska	\$620 million	*
Duluth	\$574 million	*
Fargo	\$543 million	*
Rochester	\$530 million	2.0%
St. Cloud	\$302 million	1.1%
Mankato-North Mankato	\$262 million	1.0%
Grand Forks	\$188 million	*

*Share of state exports unavailable for MSAs that cross state lines

Prepared by the Office of Trade and Economic Analysis, International Trade Administration, U.S. Department of Commerce.

For more resources please see www.trade.gov/mas/ian. Sources include resources from the U.S. Department of Commerce's International Trade Administration, Bureau of the Census, and Bureau of Economic Analysis.