



INTERNATIONAL
TRADE
ADMINISTRATION

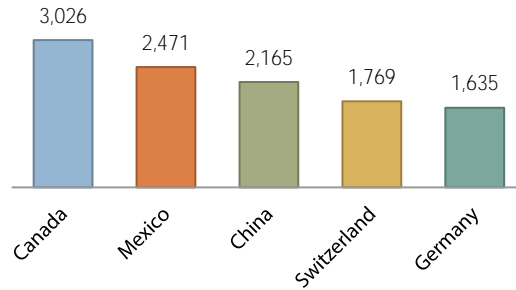
Massachusetts Exports, Jobs, & Foreign Investment

Massachusetts Depends on World Markets

- Exports from Massachusetts helped contribute to the \$2.21 trillion of U.S. goods and services exports in 2016.

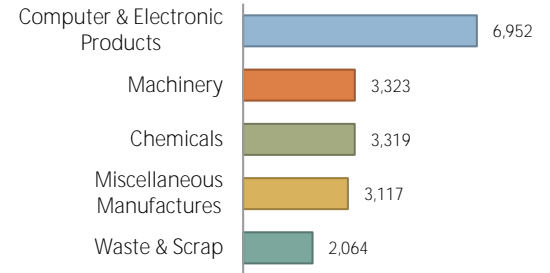
\$25.8 billion

Massachusetts's Top 5 Export Markets (Millions of U.S. Dollars)



Massachusetts goods exports in 2016

Massachusetts's Top 5 Export Categories (Millions of U.S. Dollars)

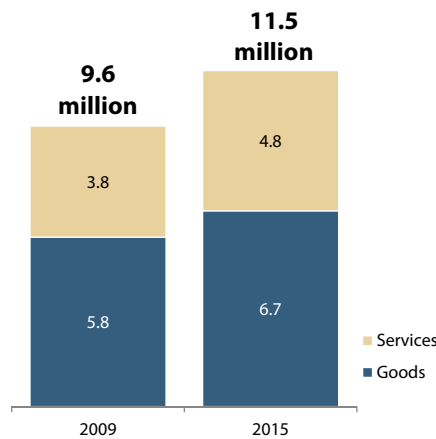


Exports Support Jobs

- Nationally, U.S. jobs supported by exports reached an estimated 11.5 million in 2015, up 1.9 million from 2009.

Jobs Supported by Total U.S. Exports

Up by 1.9 Million Jobs Since 2009



111,875

U.S. jobs supported by goods exports from Massachusetts in 2015

91% of these jobs were supported by manufactured goods exports

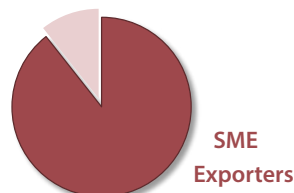
Exports Sustain Thousands of Massachusetts Businesses

- A total of 10,867 companies exported from Massachusetts locations in 2014.

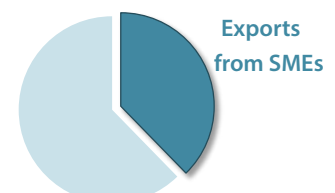
9,711

Number of small and medium-sized (SME) goods exporters in Massachusetts in 2014

SMEs account for **89%** of Massachusetts goods exporters



...and **38%** of known Massachusetts goods export value





INTERNATIONAL
TRADE
ADMINISTRATION

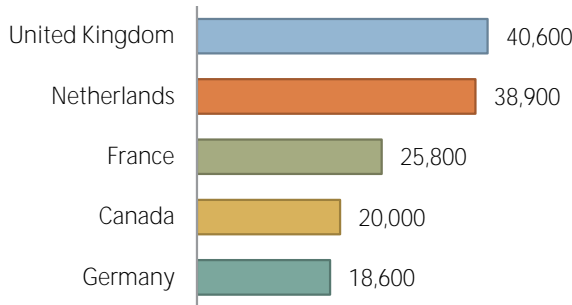
Massachusetts Exports, Jobs, & Foreign Investment

Foreign Investment & Jobs in Massachusetts

- In 2014, foreign-owned companies employed 216,000 Massachusetts workers

Massachusetts Employment in Foreign-Owned Companies

Number of Employees by Country of UBO



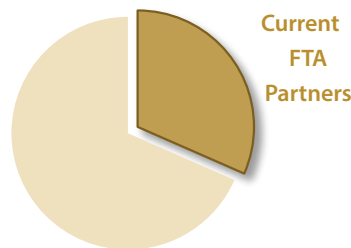
7.1%

Share of Massachusetts private-industry employment at foreign-owned firms

Free Trade Agreements

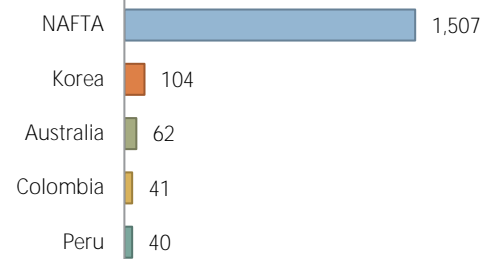
- The U.S. currently has 14 free trade agreements in force with 20 countries.
- Massachusetts's exports to U.S. FTA partners totaled \$8.1 billion in 2016.

In 2016, exports to FTA markets accounted for **32%** of Massachusetts exports



Since 2006, exports from Massachusetts to FTA markets have grown by **30%**

Top Dollar Growth, 2006-16 (Millions of U.S. Dollars)



Massachusetts's Metropolitan Exports

- Boston-Cambridge-Newton is the 14th largest metro area reporting exports nationwide.

Metro Area	2015 Goods Export Value	Share of State Exports
Boston-Cambridge-Newton	\$21.3 billion	*
Providence-Warwick	\$5.0 billion	*
Worcester	\$3.1 billion	*
Springfield	\$869 million	3.2%
Pittsfield	\$538 million	2.0%
Barnstable Town	\$112 million	0.4%

*Share of state exports unavailable for MSAs that cross state lines

Prepared by the Office of Trade and Economic Analysis, International Trade Administration, U.S. Department of Commerce.

For more resources please see www.trade.gov/mas/ian. Sources include resources from the U.S. Department of Commerce's International Trade Administration, Bureau of the Census, and Bureau of Economic Analysis.