



INTERNATIONAL  
**TRADE**  
ADMINISTRATION

# Louisiana Exports, Jobs, & Foreign Investment

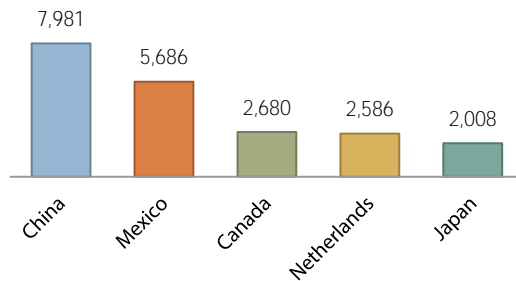
## Louisiana Depends on World Markets

- Exports from Louisiana helped contribute to the \$2.21 trillion of U.S. goods and services exports in 2016.

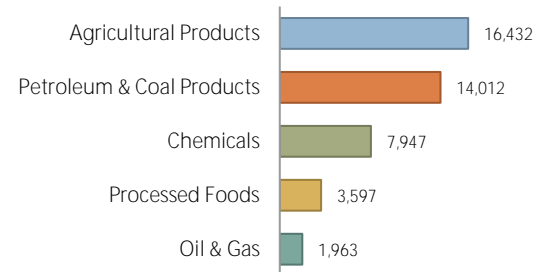
# \$48.8 billion

## Louisiana goods exports in 2016

Louisiana's Top 5 Export Markets (Millions of U.S. Dollars)



Louisiana's Top 5 Export Categories (Millions of U.S. Dollars)

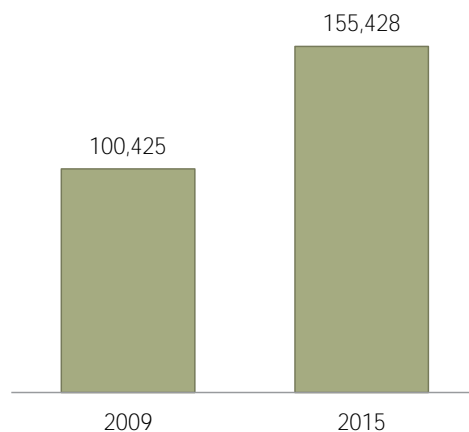


## Exports Support Jobs

- Nationally, U.S. jobs supported by exports reached an estimated 11.5 million in 2015, up 1.9 million from 2009.

## Jobs Supported by Louisiana Goods Exports

Up by 55 Thousand Jobs Since 2009



# 155,428

## U.S. jobs supported by goods exports from Louisiana in 2015

**91%** of these jobs were supported by manufactured goods exports

## Exports Sustain Thousands of Louisiana Businesses

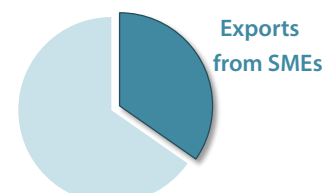
- A total of 3,883 companies exported from Louisiana locations in 2014.

# 3,310

## Number of small and medium-sized (SME) goods exporters in Louisiana in 2014

SMEs account for **85%** of Louisiana goods exporters

...and **35%** of known Louisiana goods export value





INTERNATIONAL  
**TRADE**  
ADMINISTRATION

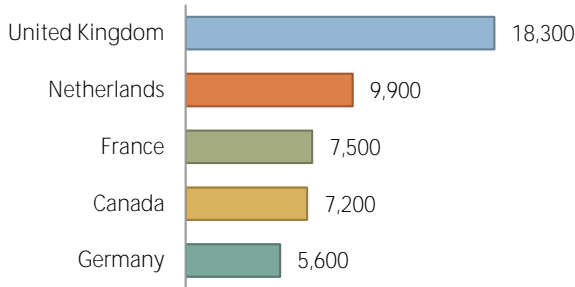
# Louisiana Exports, Jobs, & Foreign Investment

## Foreign Investment & Jobs in Louisiana

- In 2014, foreign-owned companies employed 74,300 Louisiana workers

### Louisiana Employment in Foreign-Owned Companies

Number of Employees by Country of UBO



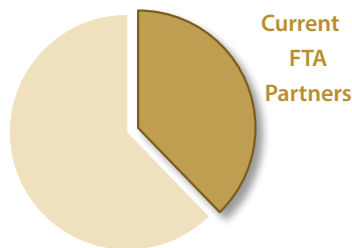
**4.4%**

Share of Louisiana private-industry employment at foreign-owned firms

## Free Trade Agreements

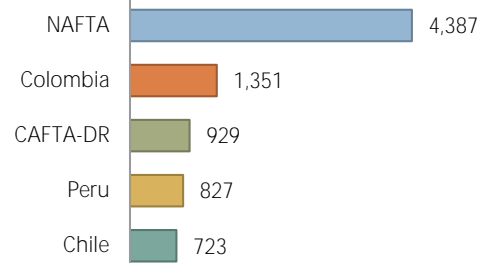
- The U.S. currently has 14 free trade agreements in force with 20 countries.
- Louisiana's exports to U.S. FTA partners totaled \$18.4 billion in 2016.

In 2016, exports to FTA markets accounted for **38%** of Louisiana exports



Since 2006, exports from Louisiana to FTA markets have grown by **107%**

### Top Dollar Growth, 2006-16 (Millions of U.S. Dollars)



## Louisiana's Metropolitan Exports

- New Orleans-Metairie is the 9th largest metro area reporting exports nationwide.

Metro Area	2015 Goods Export Value	Share of State Exports
New Orleans-Metairie	\$27.0 billion	65.6%
Baton Rouge	\$6.5 billion	15.8%
Lake Charles	\$4.3 billion	10.4%
Lafayette	\$1.2 billion	2.8%
Shreveport-Bossier City	\$548 million	1.3%
Houma-Thibodaux	\$496 million	1.2%
Monroe	\$169 million	0.4%
Alexandria	\$111 million	0.3%
Hammond	\$95 million	0.2%

Prepared by the Office of Trade and Economic Analysis, International Trade Administration, U.S. Department of Commerce.

For more resources please see [www.trade.gov/mas/ian](http://www.trade.gov/mas/ian). Sources include resources from the U.S. Department of Commerce's International Trade Administration, Bureau of the Census, and Bureau of Economic Analysis.