



INTERNATIONAL
TRADE
ADMINISTRATION

Florida Exports, Jobs, & Foreign Investment

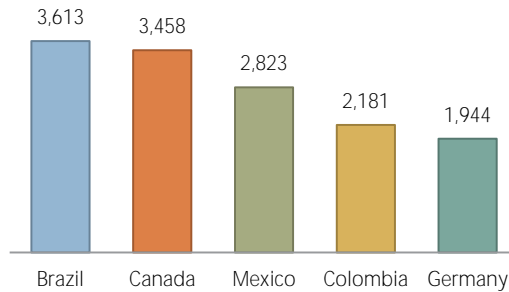
Florida Depends on World Markets

- Exports from Florida helped contribute to the \$2.21 trillion of U.S. goods and services exports in 2016.

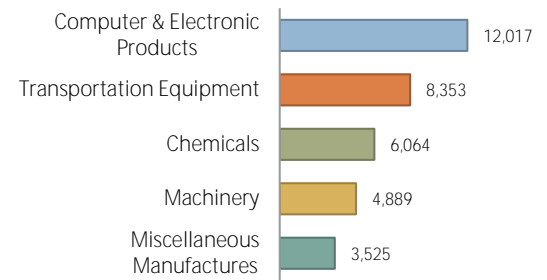
\$52.0 billion

Florida goods exports in 2016

Florida's Top 5 Export Markets (Millions of U.S. Dollars)



Florida's Top 5 Export Categories (Millions of U.S. Dollars)



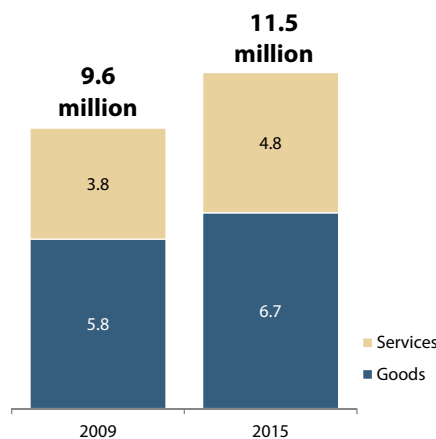
Exports Support Jobs

- Nationally, U.S. jobs supported by exports reached an estimated 11.5 million in 2015, up 1.9 million from 2009.

Jobs Supported by Total U.S. Exports
Up by 1.9 Million Jobs Since 2009

243,755

U.S. jobs supported by goods exports from Florida in 2015



94% of these jobs were supported by manufactured goods exports

Exports Sustain Thousands of Florida Businesses

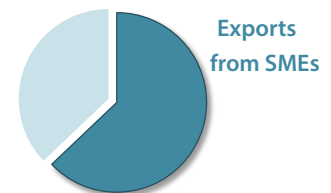
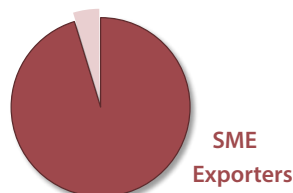
- A total of 61,307 companies exported from Florida locations in 2014.

58,404

Number of small and medium-sized (SME) goods exporters in Florida in 2014

SMEs account for **95%** of Florida goods exporters

...and **63%** of known Florida goods export value





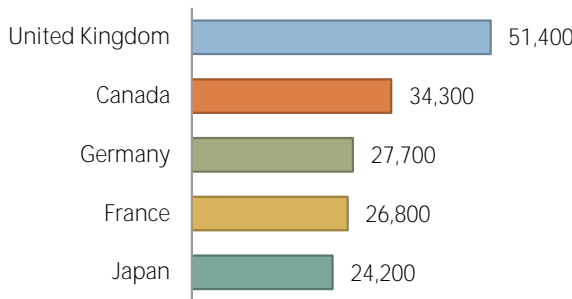
INTERNATIONAL
TRADE
ADMINISTRATION

Florida Exports, Jobs, & Foreign Investment

Foreign Investment & Jobs in Florida

- In 2014, foreign-owned companies employed 266,500 Florida workers

Florida Employment in Foreign-Owned Companies
Number of Employees by Country of UBO



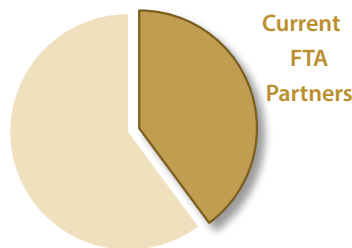
3.9%

Share of Florida private-industry employment at foreign-owned firms

Free Trade Agreements

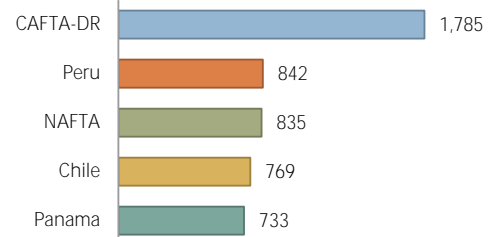
- The U.S. currently has 14 free trade agreements in force with 20 countries.
- Florida's exports to U.S. FTA partners totaled \$20.7 billion in 2016.

In 2016, exports to FTA markets accounted for **40%** of Florida exports



Since 2006, exports from Florida to FTA markets have grown by **44%**

Top Dollar Growth, 2006-16
(Millions of U.S. Dollars)



Florida's Metropolitan Exports

- Miami-Fort Lauderdale-West Palm Beach is the 7th largest metro area reporting exports nationwide.

Metro Area	2015 Goods Export Value	Share of State Exports
Miami-Fort Lauderdale-West Palm Beach	\$33.3 billion	63.6%
Tampa-St. Petersburg-Clearwater	\$5.7 billion	10.8%
Orlando-Kissimmee-Sanford	\$3.1 billion	5.9%
Jacksonville	\$2.6 billion	4.9%
Lakeland-Winter Haven	\$1.3 billion	2.5%
Palm Bay-Melbourne-Titusville	\$1.2 billion	2.3%
Pensacola-Ferry Pass-Brent	\$1.2 billion	2.2%
North Port-Sarasota-Bradenton	\$760 million	1.5%
Cape Coral-Fort Myers	\$487 million	0.9%

Prepared by the Office of Trade and Economic Analysis, International Trade Administration, U.S. Department of Commerce.

For more resources please see www.trade.gov/mas/ian. Sources include resources from the U.S. Department of Commerce's International Trade Administration, Bureau of the Census, and Bureau of Economic Analysis.