



INTERNATIONAL
TRADE
ADMINISTRATION

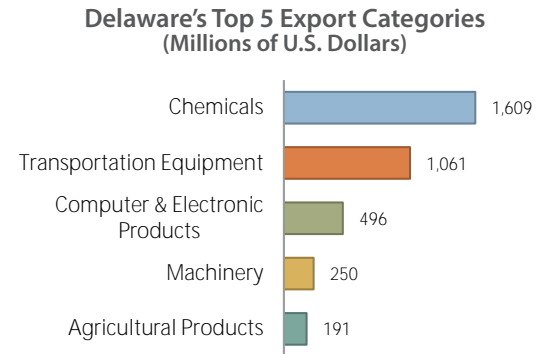
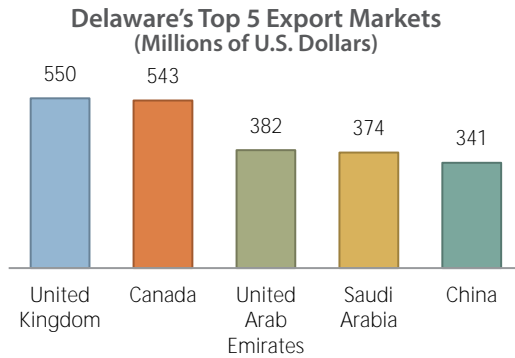
Delaware Exports, Jobs, & Foreign Investment

Delaware Depends on World Markets

- Exports from Delaware helped contribute to the \$2.21 trillion of U.S. goods and services exports in 2016.

\$4.4 billion

Delaware goods exports in 2016

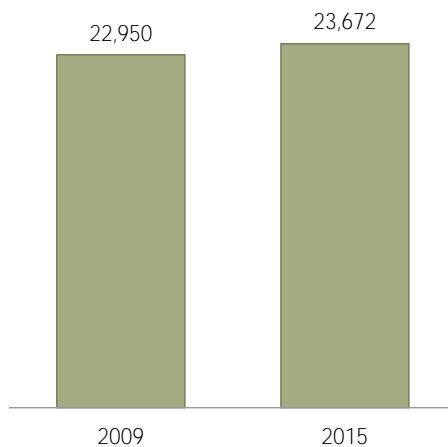


Exports Support Jobs

- Nationally, U.S. jobs supported by exports reached an estimated 11.5 million in 2015, up 1.9 million from 2009.

Jobs Supported by Delaware Goods Exports

Up by 700 Jobs Since 2009



23,672

U.S. jobs supported by goods exports from Delaware in 2015

95% of these jobs were supported by manufactured goods exports

Exports Sustain Thousands of Delaware Businesses

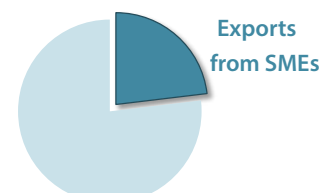
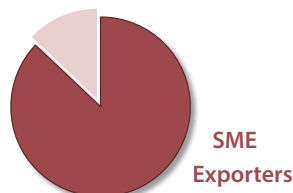
- A total of 1,707 companies exported from Delaware locations in 2014.

1,486

Number of small and medium-sized (SME) goods exporters in Delaware in 2014

SMEs account for **87%** of Delaware goods exporters

...and **23%** of known Delaware goods export value





INTERNATIONAL
TRADE
ADMINISTRATION

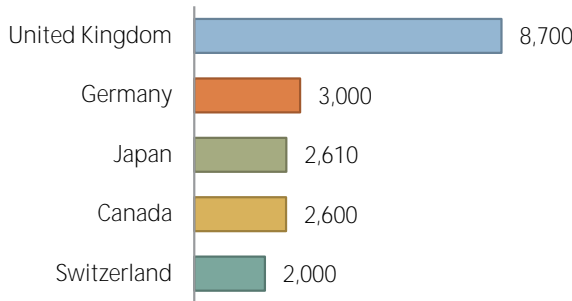
Delaware Exports, Jobs, & Foreign Investment

Foreign Investment & Jobs in Delaware

- In 2014, foreign-owned companies employed 28,300 Delaware workers

Delaware Employment in Foreign-Owned Companies

Number of Employees by Country of UBO



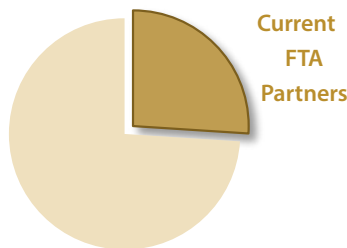
7.6%

Share of Delaware private-industry employment at foreign-owned firms

Free Trade Agreements

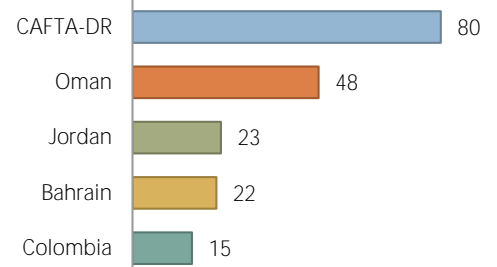
- The U.S. currently has 14 free trade agreements in force with 20 countries.
- Delaware's exports to U.S. FTA partners totaled \$1.2 billion in 2016.

In 2016, exports to FTA markets accounted for **26%** of Delaware exports



Since 2006, exports from Delaware have grown to several FTA markets

Top Dollar Growth, 2006-16
(Millions of U.S. Dollars)



Delaware's Metropolitan Exports

- Philadelphia-Camden-Wilmington is the 12th largest metro area reporting exports nationwide.

Metro Area	2015 Goods Export Value	Share of State Exports
Philadelphia-Camden-Wilmington	\$24.2 billion	*
Salisbury	\$496 million	*
Dover	\$55 million	0.8%

*Share of state exports unavailable for MSAs that cross state lines

Prepared by the Office of Trade and Economic Analysis, International Trade Administration, U.S. Department of Commerce.

For more resources please see www.trade.gov/mas/ian. Sources include resources from the U.S. Department of Commerce's International Trade Administration, Bureau of the Census, and Bureau of Economic Analysis.