



INTERNATIONAL
TRADE
ADMINISTRATION

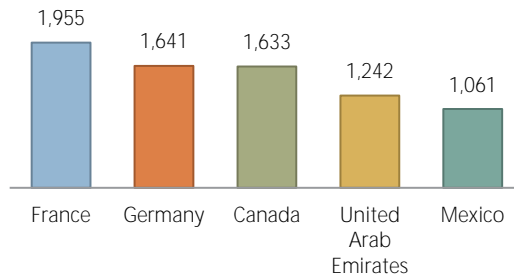
Connecticut Exports, Jobs, & Foreign Investment

Connecticut Depends on World Markets

- Exports from Connecticut helped contribute to the \$2.21 trillion of U.S. goods and services exports in 2016.

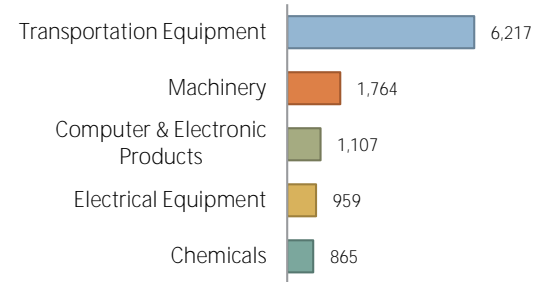
\$14.4 billion

Connecticut's Top 5 Export Markets (Millions of U.S. Dollars)



Connecticut goods exports in 2016

Connecticut's Top 5 Export Categories (Millions of U.S. Dollars)

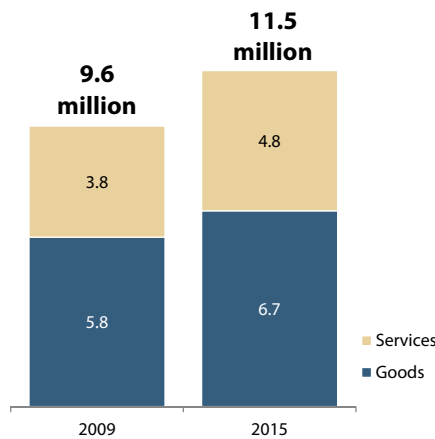


Exports Support Jobs

- Nationally, U.S. jobs supported by exports reached an estimated 11.5 million in 2015, up 1.9 million from 2009.

Jobs Supported by Total U.S. Exports

Up by 1.9 Million Jobs Since 2009



70,038

U.S. jobs supported by goods exports from Connecticut in 2015

98% of these jobs were supported by manufactured goods exports

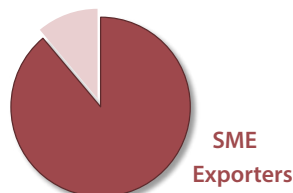
Exports Sustain Thousands of Connecticut Businesses

- A total of 5,717 companies exported from Connecticut locations in 2014.

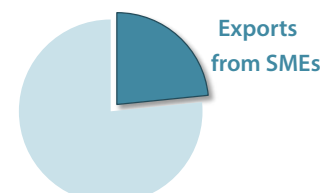
5,081

Number of small and medium-sized (SME) goods exporters in Connecticut in 2014

SMEs account for **89%** of Connecticut goods exporters



...and **23%** of known Connecticut goods export value





INTERNATIONAL
TRADE
ADMINISTRATION

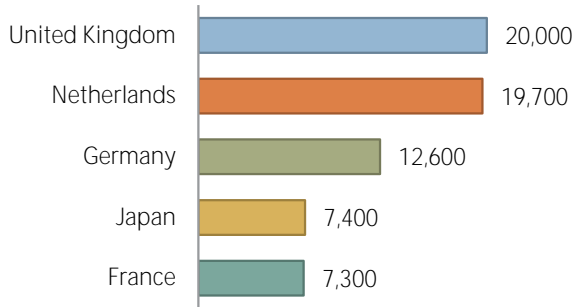
Connecticut Exports, Jobs, & Foreign Investment

Foreign Investment & Jobs in Connecticut

- In 2014, foreign-owned companies employed 99,400 Connecticut workers

Connecticut Employment in Foreign-Owned Companies

Number of Employees by Country of UBO



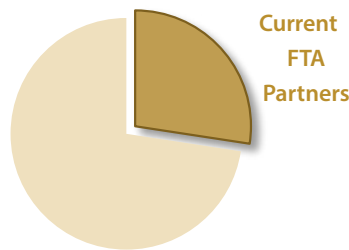
6.9%

Share of Connecticut private-industry employment at foreign-owned firms

Free Trade Agreements

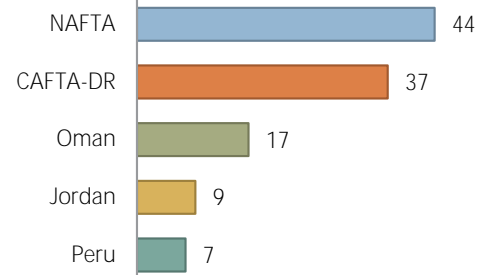
- The U.S. currently has 14 free trade agreements in force with 20 countries.
- Connecticut's exports to U.S. FTA partners totaled \$3.9 billion in 2016.

In 2016, exports to FTA markets accounted for **27%** of Connecticut exports



Since 2006, exports from Connecticut have grown to several FTA markets

Top Dollar Growth, 2006-16 (Millions of U.S. Dollars)



Connecticut's Metropolitan Exports

- Hartford-West Hartford-East Hartford is the 29th largest metro area reporting exports nationwide.

Metro Area	2015 Goods Export Value	Share of State Exports
Hartford-West Hartford-East Hartford	\$10.1 billion	45.2%
Bridgeport-Stamford-Norwalk	\$9.2 billion	41.3%
Worcester	\$3.1 billion	*
New Haven-Milford	\$1.8 billion	7.9%
Norwich-New London	\$406 million	1.8%

*Share of state exports unavailable for MSAs that cross state lines

Prepared by the Office of Trade and Economic Analysis, International Trade Administration, U.S. Department of Commerce.

For more resources please see www.trade.gov/mas/ian. Sources include resources from the U.S. Department of Commerce's International Trade Administration, Bureau of the Census, and Bureau of Economic Analysis.