



INTERNATIONAL
TRADE
ADMINISTRATION

Colorado Exports, Jobs, & Foreign Investment

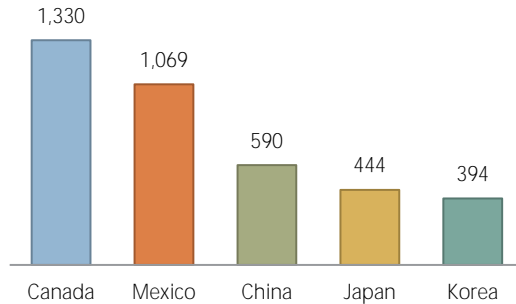
Colorado Depends on World Markets

- Exports from Colorado helped contribute to the \$2.21 trillion of U.S. goods and services exports in 2016.

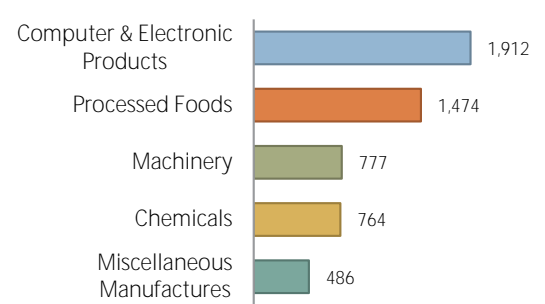
\$7.6 billion

Colorado goods exports in 2016

Colorado's Top 5 Export Markets (Millions of U.S. Dollars)



Colorado's Top 5 Export Categories (Millions of U.S. Dollars)

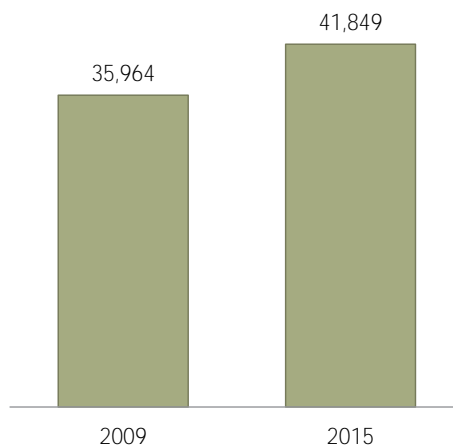


Exports Support Jobs

- Nationally, U.S. jobs supported by exports reached an estimated 11.5 million in 2015, up 1.9 million from 2009.

Jobs Supported by Colorado Goods Exports

Up by 6 Thousand Jobs Since 2009



41,849

U.S. jobs supported by goods exports from Colorado in 2015

89% of these jobs were supported by manufactured goods exports

Exports Sustain Thousands of Colorado Businesses

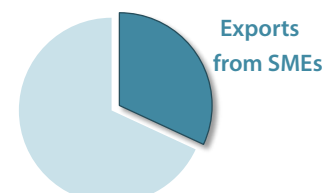
- A total of 5,810 companies exported from Colorado locations in 2014.

5,071

Number of small and medium-sized (SME) goods exporters in Colorado in 2014

SMEs account for **87%** of Colorado goods exporters

...and **32%** of known Colorado goods export value





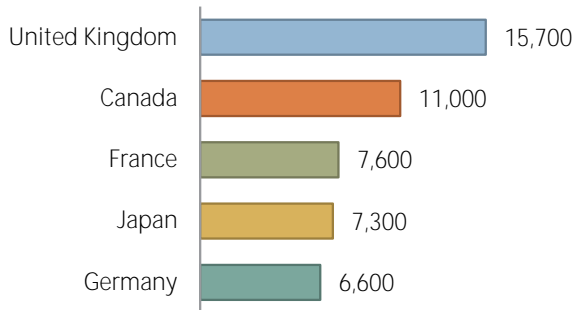
Colorado Exports, Jobs, & Foreign Investment

Foreign Investment & Jobs in Colorado

- In 2014, foreign-owned companies employed 90,800 Colorado workers

Colorado Employment in Foreign-Owned Companies

Number of Employees by Country of UBO



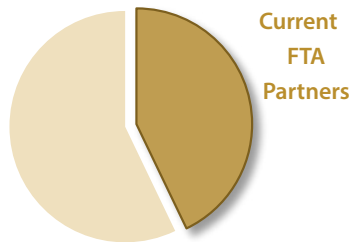
4.3%

Share of Colorado private-industry employment at foreign-owned firms

Free Trade Agreements

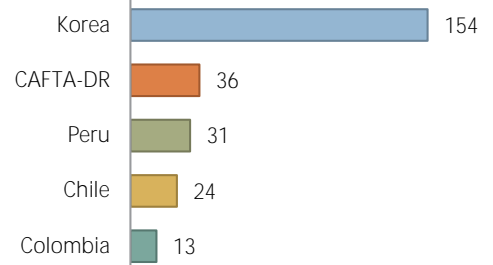
- The U.S. currently has 14 free trade agreements in force with 20 countries.
- Colorado's exports to U.S. FTA partners totaled \$3.2 billion in 2016.

In 2016, exports to FTA markets accounted for **43%** of Colorado exports



Since 2006, exports from Colorado have grown to several FTA markets

Top Dollar Growth, 2006-16
(Millions of U.S. Dollars)



Colorado's Metropolitan Exports

- Denver-Aurora-Lakewood is the 66th largest metro area reporting exports nationwide.

Metro Area	2015 Goods Export Value	Share of State Exports
Denver-Aurora-Lakewood	\$3.9 billion	44.2%
Greeley	\$1.2 billion	14.0%
Boulder	\$1.0 billion	11.8%
Fort Collins	\$991 million	11.2%
Colorado Springs	\$832 million	9.4%
Pueblo	\$205 million	2.3%
Grand Junction	\$125 million	1.4%

Prepared by the Office of Trade and Economic Analysis, International Trade Administration, U.S. Department of Commerce.

For more resources please see www.trade.gov/mas/ian. Sources include resources from the U.S. Department of Commerce's International Trade Administration, Bureau of the Census, and Bureau of Economic Analysis.