



INTERNATIONAL
TRADE
ADMINISTRATION

Arkansas Exports, Jobs, & Foreign Investment

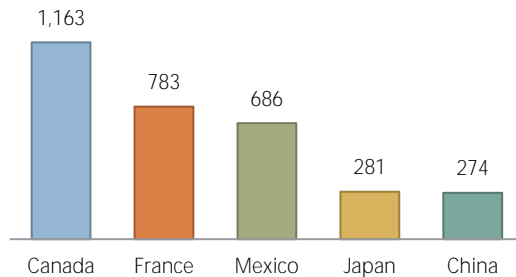
Arkansas Depends on World Markets

- Exports from Arkansas helped contribute to the \$2.21 trillion of U.S. goods and services exports in 2016.

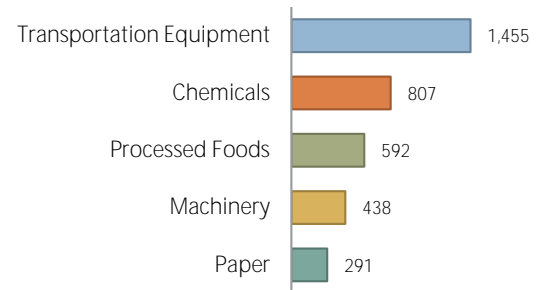
\$5.7 billion

Arkansas goods exports in 2016

Arkansas's Top 5 Export Markets (Millions of U.S. Dollars)



Arkansas's Top 5 Export Categories (Millions of U.S. Dollars)

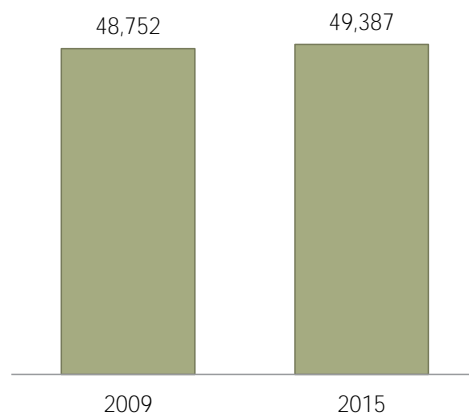


Exports Support Jobs

- Nationally, U.S. jobs supported by exports reached an estimated 11.5 million in 2015, up 1.9 million from 2009.

Jobs Supported by Arkansas Goods Exports

Up by 600 Jobs Since 2009



49,387

U.S. jobs supported by goods exports from Arkansas in 2015

55% of these jobs were supported by manufactured goods exports

Exports Sustain Thousands of Arkansas Businesses

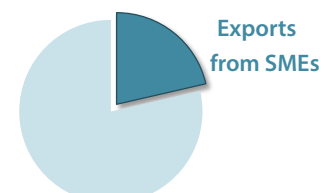
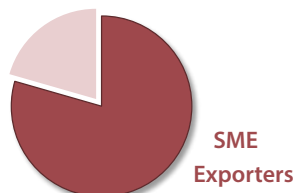
- A total of 2,365 companies exported from Arkansas locations in 2014.

1,879

Number of small and medium-sized (SME) goods exporters in Arkansas in 2014

SMEs account for **80%** of Arkansas goods exporters

...and **21%** of known Arkansas goods export value





INTERNATIONAL
TRADE
ADMINISTRATION

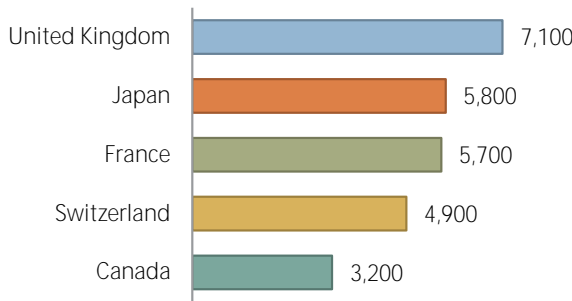
Arkansas Exports, Jobs, & Foreign Investment

Foreign Investment & Jobs in Arkansas

- In 2014, foreign-owned companies employed 46,400 Arkansas workers

Arkansas Employment in Foreign-Owned Companies

Number of Employees by Country of UBO



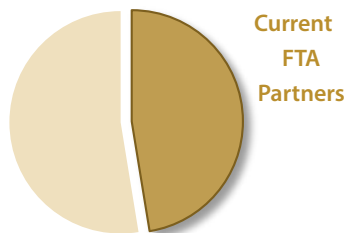
4.7%

Share of Arkansas private-industry employment at foreign-owned firms

Free Trade Agreements

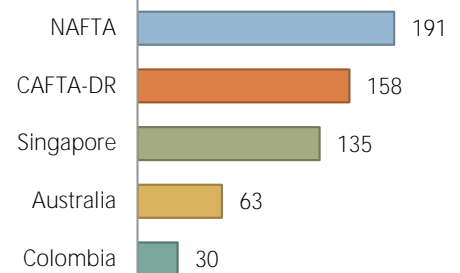
- The U.S. currently has 14 free trade agreements in force with 20 countries.
- Arkansas's exports to U.S. FTA partners totaled \$2.7 billion in 2016.

In 2016, exports to FTA markets accounted for **47%** of Arkansas exports



Since 2006, exports from Arkansas to FTA markets have grown by **33%**

Top Dollar Growth, 2006-16 (Millions of U.S. Dollars)



Arkansas's Metropolitan Exports

- Memphis is the 26th largest metro area reporting exports nationwide.

Metro Area	2015 Goods Export Value	Share of State Exports
Memphis	\$11.8 billion	*
Little Rock-North Little Rock-Conway	\$1.8 billion	34.2%
Fayetteville-Springdale-Rogers	\$710 million	*
Fort Smith	\$485 million	*
Pine Bluff	\$251 million	4.8%
Texarkana	\$190 million	*
Jonesboro	\$97 million	1.9%
Hot Springs	\$96 million	1.8%

*Share of state exports unavailable for MSAs that cross state lines

Prepared by the Office of Trade and Economic Analysis, International Trade Administration, U.S. Department of Commerce.

For more resources please see www.trade.gov/mas/ian. Sources include resources from the U.S. Department of Commerce's International Trade Administration, Bureau of the Census, and Bureau of Economic Analysis.