



INTERNATIONAL
TRADE
ADMINISTRATION

Alaska Exports, Jobs, & Foreign Investment

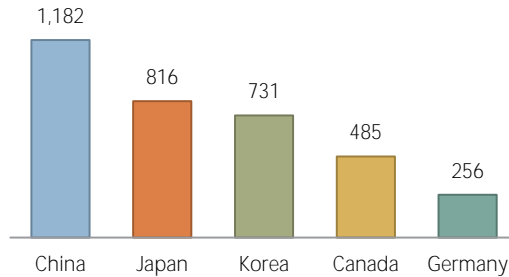
Alaska Depends on World Markets

- Exports from Alaska helped contribute to the \$2.21 trillion of U.S. goods and services exports in 2016.

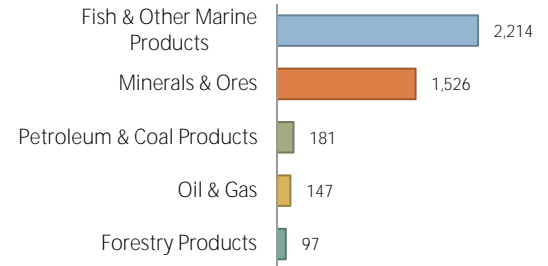
\$4.4 billion

Alaska goods exports in 2016

Alaska's Top 5 Export Markets (Millions of U.S. Dollars)



Alaska's Top 5 Export Categories (Millions of U.S. Dollars)

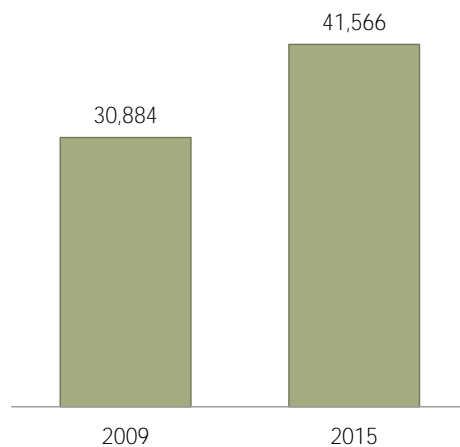


Exports Support Jobs

- Nationally, U.S. jobs supported by exports reached an estimated 11.5 million in 2015, up 1.9 million from 2009.

Jobs Supported by Alaska Goods Exports

Up by 11 Thousand Jobs Since 2009



41,566

U.S. jobs supported by goods exports from Alaska in 2015

4% of these jobs were supported by manufactured goods exports

Exports Sustain Hundreds of Alaska Businesses

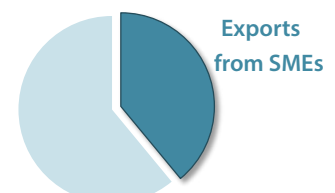
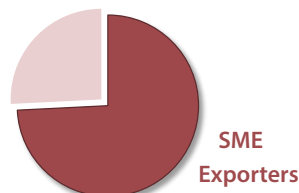
- A total of 570 companies exported from Alaska locations in 2014.

423

Number of small and medium-sized (SME) goods exporters in Alaska in 2014

SMEs account for **74%** of Alaska goods exporters

...and **39%** of known Alaska goods export value





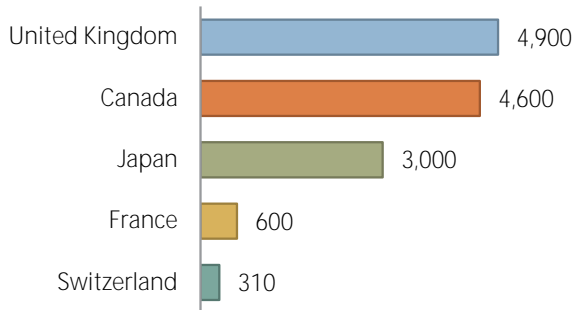
INTERNATIONAL
TRADE
ADMINISTRATION

Alaska Exports, Jobs, & Foreign Investment

Foreign Investment & Jobs in Alaska

- In 2014, foreign-owned companies employed 17,500 Alaska workers

Alaska Employment in Foreign-Owned Companies
Number of Employees by Country of UBO



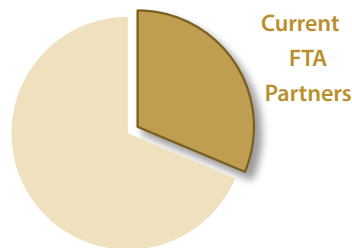
6.8%

Share of Alaska private-industry employment at foreign-owned firms

Free Trade Agreements

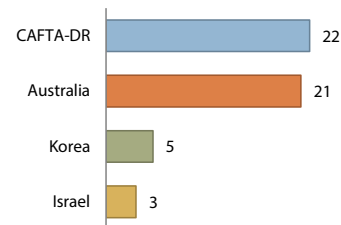
- The U.S. currently has 14 free trade agreements in force with 20 countries.
- Alaska's exports to U.S. FTA partners totaled \$1.4 billion in 2016.

In 2016, exports to FTA markets accounted for **31%** of Alaska exports



Since 2006, exports from Alaska have grown to several FTA markets

Top Dollar Growth, 2006-16
(Millions of U.S. Dollars)



Alaska's Metropolitan Exports

- Anchorage is the 227th largest metro area reporting exports nationwide.

Metro Area	2015 Goods Export Value	Share of State Exports
Anchorage	\$422 million	16.0%
Fairbanks	\$9 million	0.3%

Prepared by the Office of Trade and Economic Analysis, International Trade Administration, U.S. Department of Commerce.

For more resources please see www.trade.gov/mas/ian. Sources include resources from the U.S. Department of Commerce's International Trade Administration, Bureau of the Census, and Bureau of Economic Analysis.