



INTERNATIONAL
TRADE
ADMINISTRATION

El Paso, TX Merchandise Exports in 2015

The Metropolitan Export Series is a product funded and developed by the International Trade Administration using data from the U.S. Census Bureau. Merchandise export data are available for U.S. metropolitan areas beginning in 2005.

In 2015, El Paso was the
11th
largest exporter in the U.S.

El Paso Exports in 2015

- In 2015, goods exports from the El Paso area grew by 22% over the previous year to reach a record high.
- On average, exports from the El Paso area have increased by 9.8% annually over the past 10 years.

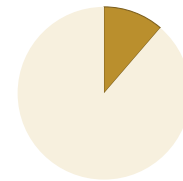
\$24.6 billion

Total El Paso goods export value in 2015

217%

El Paso area export growth since 2009

Exports from El Paso accounted for **11%** of total Texas goods exports



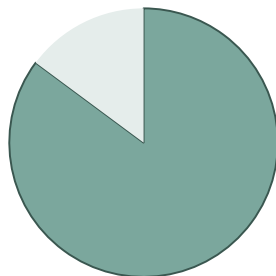
Exports Sustain El Paso Area Businesses

- In 2014 (latest available), 1,757 El Paso area companies exported to U.S. FTA partners.
- The same year, 1,688 area companies exported to Trans-Pacific Partnership countries and 351 exported to the European Union.

1,772

Number of small and medium-sized goods exporters in El Paso in 2014

SMEs account for **85%** of El Paso goods exporters



92% of El Paso goods exporters shipped manufactured products overseas



Note: Exporter counts reflect the number of companies, not establishments, and are therefore not additive across industries and geographies



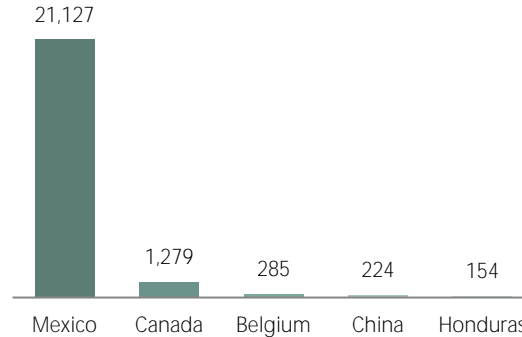
INTERNATIONAL
TRADE
ADMINISTRATION

El Paso, TX Merchandise Exports in 2015

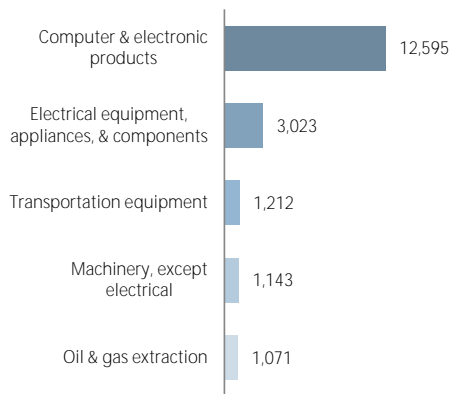
Top El Paso Export Markets & Sectors

- In 2015, Mexico was El Paso's top foreign market, accounting for 86% of its total goods exports.
- Computer & electronic products was El Paso's top export sector in 2015, accounting for 51% of the area's goods exports.

Top El Paso Area Export Markets
Millions of dollars



Top El Paso Export Sectors
Millions of dollars



In addition to these top sectors, other sectors where El Paso is a major exporter include:

- Primary metal manufactures
- Plastics & rubber products
- Fabricated metal products
- Processed foods
- Paper

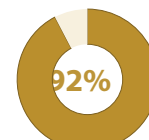
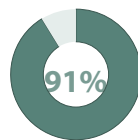
Current and Future FTAs Matter to El Paso Area Exporters

- The U.S. currently has 14 free trade agreements in force with 20 countries.

In 2015, exports to FTA markets accounted for **94%** of El Paso area exports

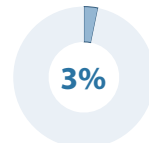
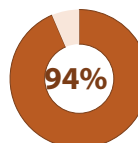
In 2015, El Paso exported:

\$22.4 billion
to NAFTA



\$22.7 billion
to TPP

\$23.0 billion
to all FTAs in force



\$792 million
to TTIP (EU-28)

Source Notes

Data year: 2015 Last updated: September 2016

Prepared by the Office of Trade and Economic Analysis, International Trade Administration, U.S. Department of Commerce.

For additional information and to view the complete data series and methodology, visit www.trade.gov/metrodata. Exporter data available on <http://tse.export.gov/edb>.