



INTERNATIONAL
TRADE
ADMINISTRATION

U.S. Exporting & Importing Companies 2015

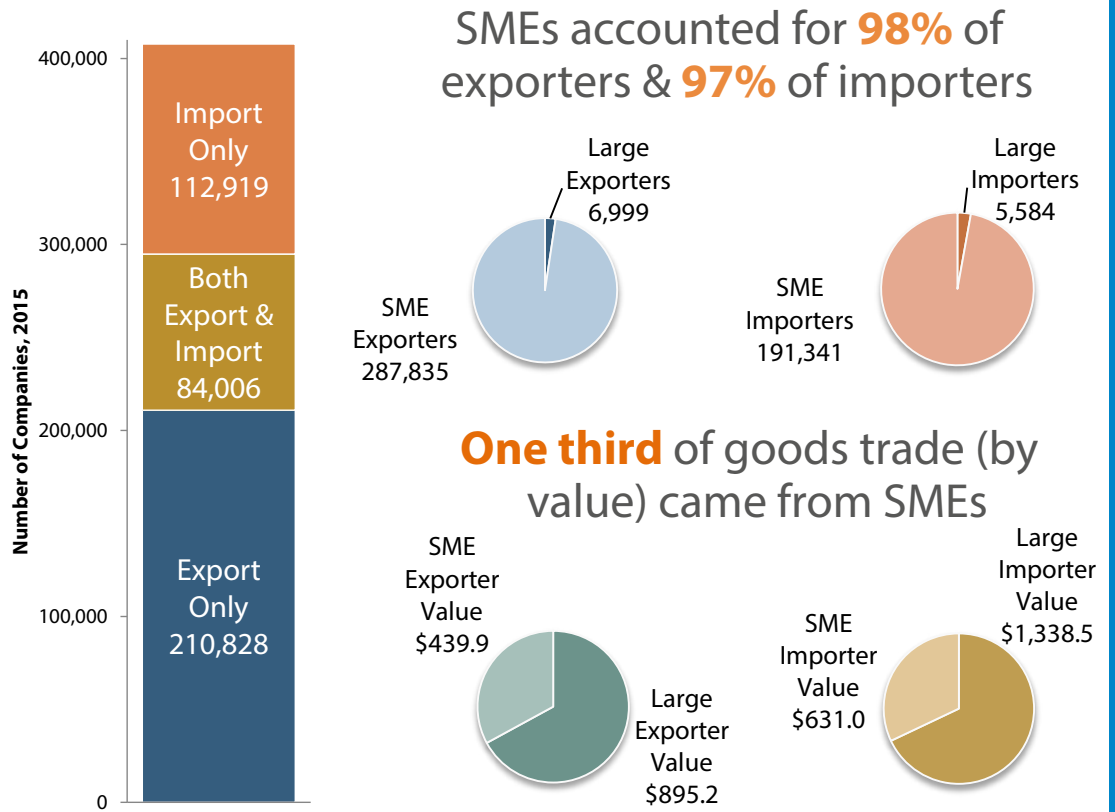
407,753

U.S. companies engaged in goods trade in 2015

The Commerce Department's Exporter Database (EDB) is a joint project of the International Trade Administration and U.S. Census Bureau

U.S. Exporters & Importers in 2015

- The number of identified goods exporters decreased by 3.4% in 2015, and the known goods export value fell by 7.7%.
- While the value of imports also fell (-4.3%), the number of identified importers increased by 4.8%.
- Companies that both export & import account for the majority of trade, by value

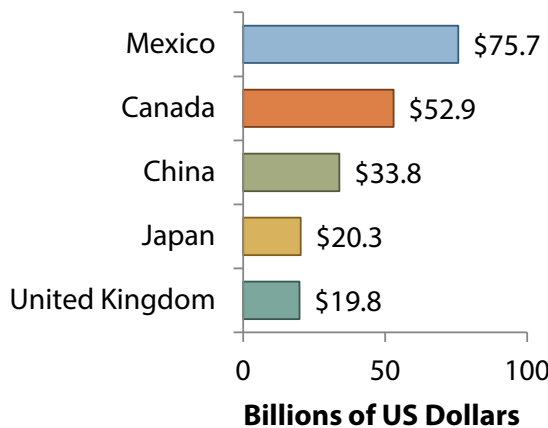


Trade values shown in billions of US dollars

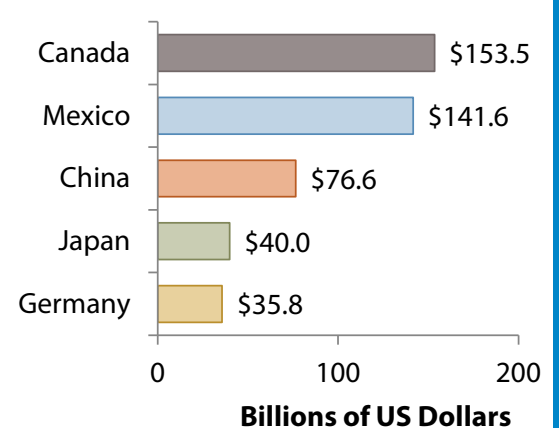
SME Exporters by Market

- Most SMEs (59%) only export to a single market, while 74% of large firms export to multiple countries
- Mexico was the largest export market for SMEs in 2015.

Top SME Exporter Markets, 2015



Top Large Exporter Markets, 2015



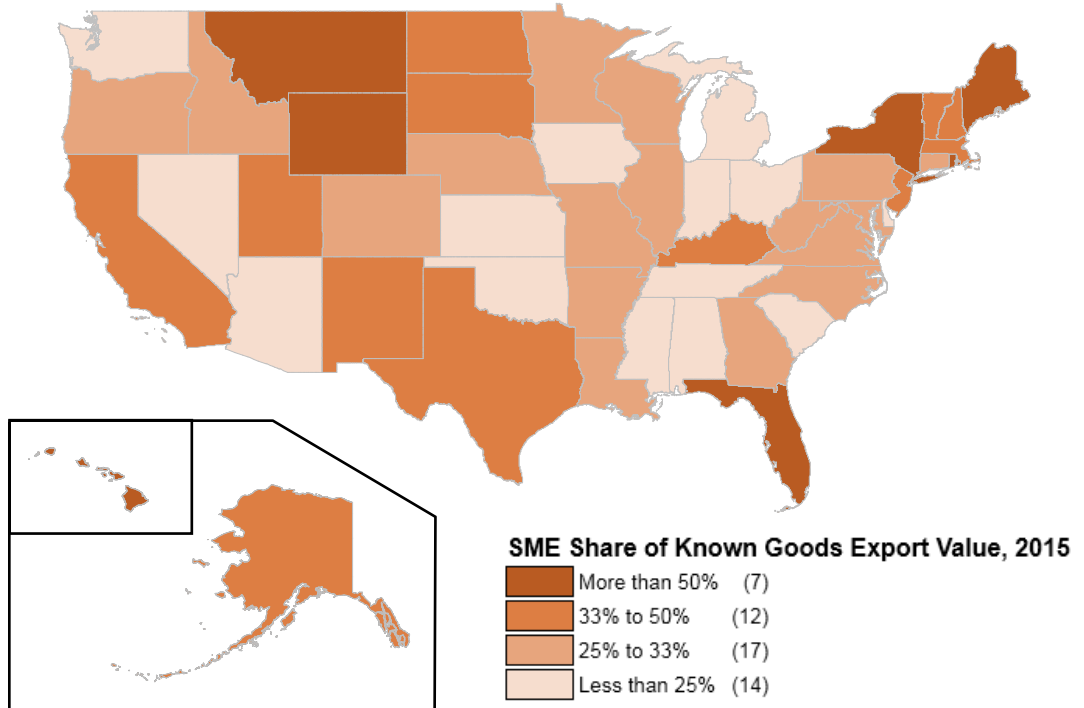


INTERNATIONAL
TRADE
ADMINISTRATION

U.S. Exporting & Importing Companies 2015

Exporters by State

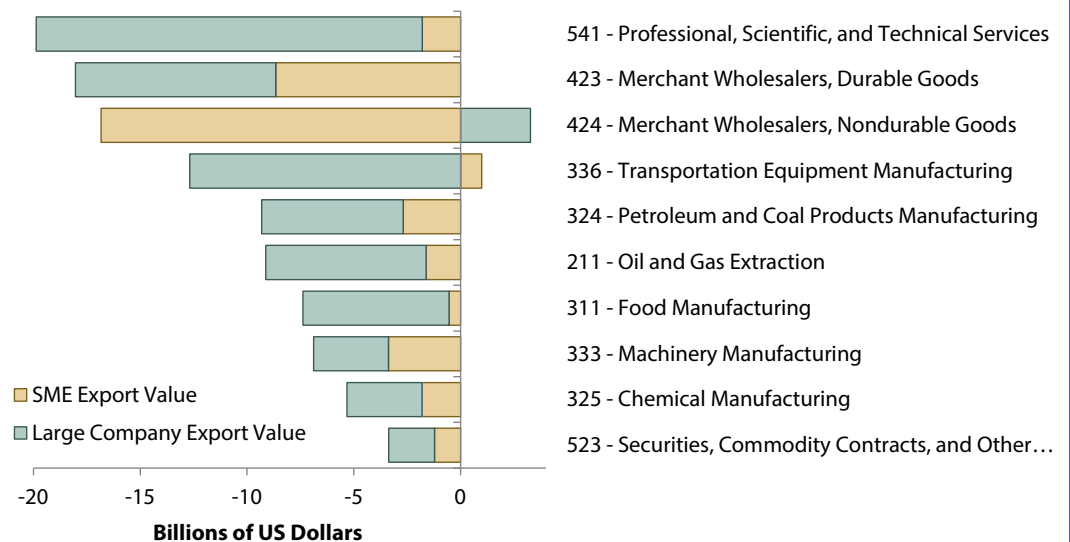
- Exports from SMEs accounted for more than half the total goods export value in seven states
- California is home to more than 70,000 SME exporters, the highest among the 50 states. Other top states are Florida, Texas, New York, and Illinois.



Exporters by Industry

- The majority of exporters are non-manufacturing firms such as wholesalers
- Lower goods exports in 2015 were mostly due to lower exports from large companies.

Change in Known Export Value, 2014-15 By Company Sector and Size



Additional resources

- Trade Policy and Analysis
<http://www.trade.gov/mas/ian>
- Exporter Database
<http://www.trade.gov/mas/ian/smeoutlook>

Source: "A Profile of U.S. Importing and Exporting Companies". April 2017
<http://www.census.gov/foreign-trade/Press-Release/edb/2015/index.html>